



2020-2021 IUPUI BASKETBALL GAME NOTES

IUPUI

SCHEDULE/RESULTS

(4-7, 3-7 HORIZON)

Date	Opponent	Result/Time
Dec. 12	Tennessee State (ESPN3)	W, 69-66
Jan. 1	*Cleveland State (ESPN+)	L, 62-65
Jan. 2	*Cleveland State (ESPN+)	L, 49-59
Jan. 8	*at Milwaukee (ESPN3)	L, 70-94
Jan. 9	*at Milwaukee (ESPN3)	L, 63-71
Jan. 15	*at Northern Ky. (ESPN3)	W, 74-69
Jan. 16	*at Northern Ky. (ESPN3)	W, 65-63
Jan. 22	*Wright State (ESPN3)	L, 65-95
Jan. 23	*Wright State (ESPN3)	L, 72-100
Jan. 29	*Milwaukee (ESPN3)	W, 73-68
Jan. 30	*Milwaukee (ESPN3)	L, 76-83
Feb. 5	*at Green Bay (ESPN3)	5 pm
Feb. 6	*at Green Bay (ESPN3)	5 pm
Feb. 12	*UIC (ESPN+)	12 pm
Feb. 13	*UIC (ESPN+)	12 pm
Feb. 19	*at Youngstown State (ESPN3)	5 pm
Feb. 20	*at Youngstown State (ESPN3)	5 pm
Feb. 25	HL Tournament - 1st Rd.	7 pm
Mar. 2	HL Tournament - Quarterfinals	7 pm
Mar. 8	HL Tournament - Semifinals	tba
Mar. 9	HL Tournament - Championship	tba

home games listed in **bold**
 * denotes Horizon League games
 & denotes Horizon League Tournament games
 (quarterfinals on campus sites / semis and finals in Indy)

'03 NCAA TOURNAMENT, 2010 CBI, 2019 CIT

IUPUI (4-7, 3-7 HL) at GREEN BAY (5-13, 5-9 HL)

February 5 & 6, 2021 | Green Bay, Wisc. | Kress Center (4,008)


STAT BREAKDOWN

IUPUI		Green Bay
67.1 / 75.7	PPG / Opp. PPG	70.9 / 77.7
-8.6	Scoring Margin	-6.8
.401 / .490	FG% / Opp. FG%	.434 / .483
32.7 (-5.0)	RPG (Margin)	31.8 (-4.1)
.313 / .340	3FG% / Opp. 3FG%	.355 / .358
.681	FT%	.731
12.4	Assists/G	14.0
13.7 (+0.9)	TO/G (Margin)	12.0 (+0.8)
295 / 297 / 301	NET / KenPom / BPI	272 / 248 / 300

SERIES BREAKDOWN

Overall:	7-4
Rimm vs. GB:	1-1
in Green Bay:	3-2
at IUPUI:	3-2
neutral:	1-0
Last Meeting:	Feb. 6, 2020 in Indy
Outcome:	Green Bay 91, IUPUI 85
Streak:	Green Bay has won 1

THE JAGUARS



PROBABLE STARTERS (based on last game)

No.	Name	Yr.	Pos.	Ht.	Hometown	PPG	RPG	APG	FG%	3FG%	FT%
0	Jaylen Minnett	Sr.	G	6-1	Terre Haute, Ind.	15.0	1.8	2.7	.380	.315	.905
5	Nathan McClure	So.	G	6-4	Houston, Texas	2.8	2.7	0.9	.265	.200	.750
10	Mike DePersia	So.	G	5-11	Cherry Hill, N.J.	4.4	2.5	3.4	.400	.313	.647
14	Marcus Burk	Sr.	G	6-3	Indianapolis, Ind.	19.6	3.4	1.5	.466	.368	.784
32	Elyjah Goss	Sr.	F	6-7	Bolingbrook, Ill.	8.2	10.6	0.7	.432	.000	.619

OFF THE BENCH

2	Bobby Harvey	Jr.	G	6-3	Chicago, Ill.	6.1	2.9	0.3	.354	.333	.533
4	Bakari LaStrap	Fr.	G	6-0	Houston, Texas	3.5	1.6	1.6	.351	.286	.647
12	Azariah Seay	Jr.	G	6-4	Montgomery, Ala.	6.3	1.5	0.8	.431	.267	.556
15	Amrit Dhaliwal	So.	G	6-0	Modesto, Calif.	---	---	---	---	---	---
20	Sawyer Stoltz	So.	F	6-9	Huntington, Ind.	0.0	0.8	0.4	.000	---	.000
23	Dimitri Georgiadis	Jr.	F	6-9	Richmond, Va.	0.8	1.1	0.1	.500	---	.833
24	Jonah Carrasco	Jr.	F	6-9	Wichita, Kan.	0.4	0.4	0.0	.500	---	.000
33	Dimitar Pandev	Jr.	F	6-10	Strumica, Macedonia	1.6	1.9	0.6	.235	.250	.333
50	Acton Shirley	Jr.	C	7-0	Zebulon, Ga.	0.9	0.3	0.1	.429	---	---

QUICK HITTERS

- IUPUI is coming off a weekend split of a home series with Milwaukee last week and has won three of six games since starting the year 1-4 overall. The Jags come in at 4-7 overall and 3-7 in Horizon League games.
- Since joining the Horizon League, IUPUI has experienced significant success against Green Bay, winning five of the six meetings. The Jags have won all three of their trips to Green Bay since joining the league.
- Senior **Marcus Burk** is on a tear, averaging 23.5 points over his past six ballgames, which includes his having to miss the opening half of the first game of the WSU series to COVID-19 protocols. More impressive has been his efficiency as he's hit 52.5 percent (53-of-101) attempts from the field and 50 percent (17-of-34) from three-point range during that span. Burk has since climbed to No. 3 in the Horizon League in scoring (19.6 ppg) and No. 7 in field goal percentage (46.6%).
- IUPUI is 9-3 under head coach Byron Rimm when holding opponents to 69 points or fewer.
- Senior **Elyjah Goss** took over as IUPUI's all-time leader in rebounds last week and now has 788 in his collegiate career. After leading the league in rebounding last season at 11.5 boards per game, he currently leads the league again this season at 10.6 rebounds per game. Goss already holds IUPUI's single-game (21 reb) and single-season (369 last season) records for rebounding.
- Senior **Jaylen Minnett** is coming off a season-high 26-point effort in last Saturday's loss to Milwaukee. Minnett hit 9-of-23 shots, including three 3's, and all five of his free throw attempts in that contest.
- The Horizon League recently announced the postseason tournament format as the first round (seeds 5-12) will be played on campus sites on Thursday, Feb. 25, followed by the quarterfinals round on campus sites on Tuesday, Mar. 2. The semifinals and championship game will return to Indianapolis in 2021 at Indiana Farmers Coliseum.
- IUPUI has had eight different players start at least one game with sophomore **Nathan McClure** being the most recent addition to the Jaguars' starting five, just prior to the Northern Kentucky series. Goss and sophomore Mike DePersia are the only players to have started all 11 games so far this season.

MEDIA COVERAGE

TV: ESPN3

Video Stream: ESPN3

Live Stats: IUPUIJags.com

Twitter: @IUPUIJaguars / @IUPUIMensBball

MBB CONTACT

Ed Holdaway - IUPUI Assistant AD

Email: eholdawa@iupui.edu

Twitter: @EdHoldaway

Cell: 317-908-2645

2020-2021 ROSTER

NUMERIC ROSTER

##	Name	Pos.	Ht.	Wt.	Yr.	Hometown/High School (Previous)
0	Jaylen Minnett	G	6-1	180	Sr.	Terre Haute, Ind./Terre Haute South
2	Bobby Harvey	G	6-3	200	Jr.	Chicago, Ill./Hillcrest (Wabash Valley [Ill.] College)
4	Bakari LaStrap	G	6-0	170	Fr.	Houston, Texas/The Woodlands Christian Academy
5	Nathan McClure	G	6-4	175	So.	Houston, Texas/Concordia Lutheran (State Fair [Mo.] CC)
10	Mike DePersia	G	5-11	170	So.	Cherry Hill, N.J./Haddonfield Memorial
12	Azariah Seay	G	6-4	195	Jr.	Montgomery, Ala./Robert E. Lee (Blinn [Texas] College)
14	Marcus Burk	G	6-3	195	Sr.	Indianapolis, Ind./Franklin Central (Campbell)
15	Amrit Dhaliwal	G	6-0	175	So.	Modesto, Calif./Central Catholic (Modesto [Calif.] CC)
20	Sawyer Stoltz	F	6-9	200	So.	Huntington, Ind./Huntington North
23	Dimitri Georgiadis	F	6-9	245	Jr.	Richmond, Va./Benedictine College Prep. (State Fair [Mo.] CC)
24	Jonah Carrasco	F	6-9	220	Jr.	Wichita, Kan./Wichita North (Otero [Colo.] JC)
32	Elyjah Goss	F	6-7	215	Sr.	Bolingbrook, Ill./Plainfield East
33	Dimitar Pandev	F	6-10	225	Jr.	Strumica, Macedonia/The Skill Factory (Ga.) (Clarendon College)
50	Acton Shirley	C	7-0	260	Jr.	Zebulon, Ga./Pike County (Saddleback [Calif.] College)

ROSTER BREAKDOWNS

BY CLASS-
Freshmen: 1 **Sophomores:** 4
Juniors: 6 **Seniors:** 3

BY PRIMARY POSITION-
Guards: 8 **Forwards:** 5
Centers: 1

BY HOME STATE/COUNTRY-
Indiana: 3
Illinois/Texas: 2
Alabama/California/Georgia/Kansas/
New Jersey/Virginia/Macedonia: 1

PRONUNCIATION GUIDE

Jonah **CARRASCO** (cuh-RASS-ko)
AMRIT (AM-rit) **DHALIWAL** (DOLL-ee-woll)
Dimitri **GEORGIADIS** (jor-gee-ODD-diss)
ELYJAH (same as Elijah) Goss
Jaylen **MINNETT** (min-NET)
DIMITAR (DIM-ee-tar) **PANDEV** (PAN-dev)
AZARIAH (AZ-uh-rye-uh) **SEAY** (SAY)
Isaac **LOCHLE** (LOCK-lee)

RADIO / TV ROSTER



#0 - JAYLEN MINNETT
6-1 // Sr. // G
Terre Haute, Ind.
Sports Management




#2 - BOBBY HARVEY
6-3 // Jr. // G
Chicago, Ill.
General Studies



#4 - BAKARI LaSTRAP
6-0 // Fr. // G
Houston, Texas
Undeclared



#5 - NATHAN McCLURE
6-4 // Soph. // G
Houston, Texas
General Studies



#10 - MIKE DePERSIA
5-11 // Soph. // G
Cherry Hill, N.J.
Finance



#12 - AZARIAH SEAY
6-4 // Jr. // G
Montgomery, Ala.
General Studies



#14 - MARCUS BURK
6-3 // Sr. // G
Indianapolis, Ind.
General Studies



#15 - AMRIT DHALIWAL
6-0 // Soph. // G
Modesto, Calif.
Political Science



#20 - SAWYER STOLTZ
6-9 // Fr. // F
Huntington, Ind.
Undeclared



#23 - DIMITRI GEORGIADIS
6-9 // Jr. // F
Richmond, Va.
Communication Studies



#24 - JONAH CARRASCO
6-9 // Jr. // F
Wichita, Kan.
General Studies



#32 - ELYJAH GOSS
6-7 // Jr. // F
Bolingbrook, Ill.
Nutrition/Sport Tourism Cert.

Head Coach: Byron Rimm II, 2nd season (3rd year at IUPUI)
Assistant Coach: Matt Dunn, 3rd season
Assistant Coach: Isaac Loechle, 3rd season
Assistant Coach: Aaron Evans, 1st season
Strength & Conditioning Coach: Jason Quarles, 7th season
Athletic Trainer: Joseph Medel, 2nd season



BYRON RIMM II
Head Coach
2nd season



#33 - DIMITAR PANDEV
6-10 // Jr. // F
Strumica, Macedonia
General Studies



#50 - ACTON SHIRLEY
7-0 // Jr. // C
Zebulon, Ga.
General Studies

POLLS

ASSOCIATED PRESS

Week 11 - Feb. 1

Rank	Team (1st)
1.	Gonzaga (61)
2.	Baylor (3)
3.	Villanova
4.	Michigan
5.	Houston
6.	Texas
7.	Ohio State
8.	Iowa
9.	Oklahoma
10.	Alabama
11.	Tennessee
12.	Illinois
13.	Texas Tech
14.	Virginia
15.	Creighton
16.	Virginia Tech
17.	West Virginia
18.	Missouri
19.	Wisconsin
20.	Florida State
21.	UCLA
22.	Florida
23.	Kansas
24.	Purdue
25.	Drake

COACHES

Week 11 - Feb. 1

Rank	Team (1st)
1.	Gonzaga (29)
2.	Baylor (4)
3.	Villanova
4.	Michigan
5.	Houston
6.	Texas
7.	Alabama
8.	Iowa
9.	Ohio State
10.	Tennessee
11.	Texas Tech
12.	Creighton
13.	Illinois
14.	Oklahoma
15.	Virginia
16.	Virginia Tech
17.	Missouri
18.	West Virginia
19.	Florida State
20.	Wisconsin
21.	UCLA
22.	Kansas
23.	Florida
24.	Oklahoma State
25.	Drake

MID-MAJOR TOP 25

February 1

Rk	Team (1st)	Record	Pts.	Prev.	Conf.
1	Gonzaga (31)	17-0	775	1	West Coast
2	Drake	16-0	735	3	Missouri Valley
3	Belmont	18-1	665	4	Ohio Valley
4	Loyola Chicago	14-3	660	6	Missouri Valley
5	Winthrop	16-1	625	2	Big South
6	Toledo	15-4	613	8	Mid-American
7	BYU	14-4	600	5	West Coast
8	Liberty	14-5	513	9	ASUN
9	Furman	11-5	502	7	Southern
10	South Dakota State	10-3	465	10	Summit
11	Wright State	13-4	425	17	Horizon
12	Eastern Kentucky	13-2	379	12	Ohio Valley
13	Abilene Christian	14-3	359	15	Southland
14	Georgia State	8-4	300	13	Sun Belt
15	Louisiana	13-4	294	21	Sun Belt
16	Sam Houston	13-6	261	14	Southland
17	Southern Utah	11-3	209	18	Big Sky
18	Akron	10-3	202	NR	Mid-American
19	ETSU	10-5	192	NR	Southern
20	Saint Mary's	11-5	153	16	West Coast
21	UNCG	12-5	134	NR	Southern
22	Coastal Carolina	12-4	123	20	Sun Belt
23	Missouri State	9-4	112	11	Missouri Valley
24	Wofford	10-5	101	22	Southern
25	Morehead State	13-6	62	NR	Ohio Valley

HORIZON LEAGUE PRESEASON POLLS

Pl. School (1st-place) - Votes

- Wright State (37) - 517
- Youngstown State (3) - 423
- Northern Kentucky (4) - 413
- Robert Morris - 345
- UIC - 312
- Oakland - 288
- Cleveland State - 283
- Green Bay - 253
- Detroit Mercy - 185
- Milwaukee - 172
- Purdue Fort Wayne - 127
- IUPUI - 114

Preseason POTY: Loudon Love, Wright State

First Team (alphabetical order by school)

Antoine Davis, Detroit Mercy

Amari Davis, Green Bay

Marcus Burk, IUPUI

Loudon Love, Wright State

Darius Quisenberry, Youngstown State

Second Team (alphabetical order by school)

Algevon Eichelberger, Cleveland State

TeJon Lucas, Milwaukee

Rashad Williams, Oakland

AJ Bramah, Robert Morris

Naz Bohannon, Youngstown State

HORIZON LEAGUE

HORIZON LEAGUE STANDINGS

through games on Jan. 30

Team	Overall (Pct.)	HL (Pct.)
Cleveland State.....	12-5 (.706)	12-2 (.857)
Wright State.....	13-4 (.765)	11-3 (.786)
Northern Kentucky ...	9-8 (.529)	7-5 (.583)
Oakland	8-13 (.351)	8-6 (.571)
Milwaukee.....	7-6 (.538)	6-5 (.545)
UIC	8-7 (.533)	5-5 (.500)
Detroit Mercy	6-8 (.429)	5-5 (.500)
Purdue Fort Wayne ...	6-9 (.400)	5-9 (.357)
Green Bay	5-13 (.278)	5-9 (.357)
IUPUI.....	4-7 (.364)	3-7 (.300)
Youngstown State.....	8-10 (.444)	4-10 (.286)
Robert Morris.....	3-9 (.250)	2-7 (.222)

HORIZON LEAGUE SCHEDULE

Date	Game	Time
2/5	IUPUI at Green Bay Northern Ky. at Milwaukee	5pm 6pm
	Purdue Fort Wayne at Detroit Mercy	6pm
	Cleveland St. at Oakland	7pm
	Youngstown St. at Robert Morris	7pm
	Wright St. at UIC	8pm
2/6	Northern Ky. at Milwaukee	3pm
	Cleveland St. at Oakland	5pm
	IUPUI at Green Bay	5pm
	Youngstown St. at Robert Morris	5pm
	Purdue Fort Wayne at Detroit Mercy	5pm
	Wright St. at UIC	8pm
2/12	Purdue Fort Wayne at Youngstown St.	5pm
	Northern Ky. at Green Bay	5pm
	UIC at IUPUI	6pm
	Oakland at Robert Morris	7pm
	Milwaukee at Wright St.	7pm
	Detroit Mercy at Cleveland St.	9pm
2/13	Milwaukee at Wright St.	3pm
	Oakland at Robert Morris	5pm
	Purdue Fort Wayne at Youngstown St.	5pm
	Northern Ky. at Green Bay	5pm
	UIC at IUPUI	6pm
	Detroit Mercy at Cleveland St.	7pm
2/19	IUPUI at Youngstown St.	5pm
	Oakland at Milwaukee	6pm
	Robert Morris at Detroit Mercy	6pm
	Wright St. at Northern Ky.	6pm
	Cleveland St. at Purdue Fort Wayne	7pm
	Green Bay at UIC	8pm
2/20	Wright St. at Northern Ky.	5pm
	Cleveland St. at Purdue Fort Wayne	5pm
	Robert Morris at Detroit Mercy	5pm
	Oakland at Milwaukee	5pm
	IUPUI at Youngstown St.	5pm
	Green Bay at UIC	8pm

IUPUI IN HORIZON LEAGUE STATS

through games on Jan. 30 [denotes NCAA ranking]

Category	HL [Nat Rk.]	Stat
Scoring	12th.....	67.09 ppg
Scoring Defense.....	7th	75.73 ppg
Scoring Margin.....	11th	-8.64 ppg
Rebounding Margin	11th	-5.00 rpg
Field Goal %	12th	40.1%
3Pt Field Goal %	10th	31.3%
Free Throw %	9th	68.1%
Assists	11th	12.36 apg
Turnovers.....	10th	13.73 to/g
Turnover Margin.....	4th	+0.91 to/g
Assist/TO Ratio	9th	0.90 a/to
Blocked Shots.....	7th	2.36 bpg
Steals	4th	7.18 spg
Offensive Rebounds....	7th	9.91 rpg
Defensive Rebounds....	8th	22.82 rpg

Category	Rank	Stat
Scoring		
Burk	3rd	19.64 ppg
Minnett	t-12th	15.00 ppg
Rebounding		
Goss	1st	10.64 ppg
FG Percentage		
Burk	7th	46.6%
FT Percentage		
Burk	9th	78.4%
Assists		
DePersia	11th	3.36 apg
Steals		
Burk	1st	2.09 spg
DePersia	12th	1.36 spg
Blocked Shots		
Goss	7th	0.73 bpg
Assist-to-Turnover Ratio		
DePersia	3rd	2.85 a/to
Offensive Rebounds		
Goss	5th	3.18 rpg
Defensive Rebounds		
Goss	1st	7.45 rpg
Minutes		
Burk	9th	32.96 mpg
Goss	14th	32.04 mpg
Double-Doubles		
Goss	t-5th	4 total

AGAINST THE PHOENIX

IUPUI has had Green Bay's number since joining the Horizon League prior to the 2017-18 season, including winning all three of the matchups in Green Bay. IUPUI had won six-in-a-row against Green Bay prior to losing last year's Feb. 6 meeting in Indy.

Senior Jaylen Minnett personally tormented Green Bay last year, averaging 31.5 points per game in the two meetings while connecting on 14-of-28 from three-point range 11-of-12 from the foul line. His 32 points (11-27 FG, 8-18 3's, 2-3 FT) was a career-best effort.

MR. REBOUND

While it was seemingly a foregone conclusion entering the season, senior Elyjah Goss took over as IUPUI's all-time leader in rebounds last week against Milwaukee. The Illinois-native posted back-to-back double-doubles in the two-game set with the Panthers and eclipsed IUPUI Hall of Famer Don Carlisle's all-time rebounding record on Jan. 29 and has grabbed 788 rebounds in his four-year career.

After earning Horizon League All-Defensive Team honors last year and leading the league in rebounding at 11.5 rebounds per game, Goss has backed it up and is leading the league in boards again this year at 10.6 rebounds per contest.

Goss owns IUPUI's single-game (21), single season (369) and career rebounding (788 and counting) records.

He entered this season fifth on the program's career rebounding list and owns six career games of 17 boards or more. He owns 35 career double-digit rebound games and 18 career double-doubles. Last year, he tied IUPUI's D1 record with 12 double-doubles in a season.

Below is a look at IUPUI's top four in career rebounds.

	2017-pr.		2017-pr.
1.	788	Elyjah Goss	1997-01
2.	769	Don Carlisle	2002-06
3.	703	Brandon Cole	1985-89
	703	Jesse Bingham	

69 OR LESS

Through a combination of pace and defense, IUPUI has found that 69 carries weight on the scoreboard. When holding foes to 69 points or less the past two seasons, IUPUI is 9-3 (.750) and 2-29 (.065) when the opposition hits for 70-or-more.

SATURDAYS ARE FOR STEAK (TACOS)

Going through the NBA process this past summer, senior Marcus Burk was afforded three pieces of advice heading into the college campaign. Tighten up his body, become better defensively and show more playmaking ability.

Burk went to a largely vegetarian diet in August 2020 (he allows himself to eat meat on Saturdays - his favorite is steak tacos) and worked tirelessly on his body during the offseason, shedding 10 pounds. His work in the weight room has seen him up his strength and lower his Body Mass Index (BMI). His BMI was at 13.7 at the close of last season and now hovers between 7-8.

Defensively, he currently leads the Horizon League at 2.09 steals per game and has routinely drawn the assignment of guarding the opposition's best wing players.

MARCUS MY WORD

Marcus Burk was one of five players voted to the Horizon League Preseason First Team before the season by the league's coaches, media and sports information personnel. Burk averaged 21.3 points per game last year and drained 93 3's in his first year with the program.

Burk scored in double-digits in 29 of his 32 games last season, including hitting for 20-or-more 19 times. He topped 30 points on four different occasions, highlighted by a career-high 39 points in an overtime win at Oakland last season.

With Burk returning, it marks the first time IUPUI's top scorer from a season ago returned since Darell Combs returned in 2016-17 after leading the Jags in scoring at 16.3 points per game in 2015-16. Combs upped his output to 16.8 points per game as a senior in 2016-17.

Including his two years at Campbell before coming to IUPUI, Burk has totaled 1,674 points (No 19 among active D1 players) and 276 threes made (No. 7 among active D1 players) in his collegiate career.

NOT JUST 3'S

Last year, Burk was far more inclined to fire from three while this year, he's mixing it up more. A season ago, 39% of his field goals came from behind the line and 44% of his attempts were three-point attempts.

This season, teams have chased him off the line as 31% of his made field goals are threes and 39% of his overall attempts have come from behind the arc.

BATMAN & ROBIN, PEANUT BUTTER & JELLY

Marcus Burk and Jaylen Minnett are challenging to be one of the top duos, ranking among the nation's top returning pairs this year. The duo is one of four in the country that returns to school after averaging at least a combined 35 points per game or better last season.

UTSA - Jhivan Jackson (26.8) & Keaton Wallace (18.8) = 45.6

Austin Peay - Terry Taylor (21.8) & Jordyn Adams (17.4) = 39.2

Iowa - Luka Garza (23.7) & Joe Wieskamp (14.0) = 38.0

IUPUI - Marcus Burk (21.3) & Jaylen Minnett (16.6) = 37.9

Burk's 21.3 points per game were the most by an IUPUI player since George Hill averaged 21.5 per game in 2007-08. Minnett connected for a school record 115 3's during the season and became the 24th player in school history to surpass 1,000 career points in an IUPUI uniform.

This season, they're down a tick at a combined 34.6 points per game.

JAYL3N

Senior Jaylen Minnett became the 24th player in program history to achieve 1,000 career points in an IUPUI uniform against Green Bay on Feb. 6, 2020 as part of a career-high 32-point effort last season. He enters today's game with 1,290 career points, ranking No. 14 on the program's all-time list. He became the 16th player to hit for 1,000 points in three seasons or less in IUPUI history. Given his track record, he should move into the top 10 by season's end. Below is a snippet of the program's all-time leading scorers and where Minnett sits.

10.)	1,373	Ron Angevine	1979-83
11.)	1,340	Don Carlisle	1997-01
12.)	1,319	Brandon Cole	2002-06
13.)	1,290	Jaylen Minnett	2017-pr.
14.)	1,247	Eric McKay	1982-85

Minnett has also taken over as the program's all-time list in threes made and will continue to add to that total all season long.

	2017-pres.	2017-pres.
1.) Jaylen Minnett	267	2017-pres.
2.) Brandon Cole	238	2002-06
3.) Rodney Thomas	215	1996-00
4.) Carlos Knox	208	1994-98

Finally, Minnett owns the **fifth-longest streak of consecutive games with at least one made three in NCAA history** at 69 games... Minnett made at least one trey in all 32 games last season and all 33 games of his sophomore campaign. He also hit threes in the final three games of the 2017-18 season.

Here's the list of the longest streaks of threes made in NCAA Division I history:

1.) Mack Smith (Eastern Ill.)	ended Jan. 14, 2021 91 straight games / OVC record
Cory Bradford (Illinois)	ended Feb. 10, 2001 88 straight games / B10 record
3.) Jordan Howard (Central Ark.)	ended 2017 73 straight games / Southland rec.
Wally Lancaster (Va. Tech)	ended 1989 73 straight games / ACC record
5.) Jaylen Minnett (IUPUI)	ended Jan. 2, 2021 69 straight games / HL record

TWO-HEADED MONSTER

The Jaguars' point guard duo of Mike DePersia (4.4 ppg, 3.3 apg) and Bakari LaStrap (3.5 ppg, 1.6 apg) have been formidable this season, having combined to deliver 55 assists against 27 turnovers (2.04 a/to ratio). The pair combines to play 39.7 minutes per game while averaging 7.9 points, 4.1 rebounds and 4.9 assists per game.

BY GEORG-IADIS

Junior Dimitri Georgiadis is coming off his best game of the season as he pumped in five points and four rebounds in nine minutes last Saturday against Milwaukee. Georgiadis was slowed at the start of the season as he recovered from a knee injury, but is slowly gaining momentum as the Jaguars' top big man off the bench.

PILING UP

IUPUI has three high achieving seniors on the roster who all rank among all of Division I college basketball's active career leaders in specific categories.

Senior Marcus Burk, who played his first two seasons at Campbell, ranks No. 19 in all of college basketball with 1,674 career points (898 in an IUPUI uniform). Burk also ranks No. 7 among active D1 players, having made 276 three-point field goals (118 in an IUPUI uniform).

Senior Jaylen Minnett ranks 13th among Division I players by having made 267 three-point field goals in his IUPUI career.

Senior Elyjah Goss ranks No. 12 among all active Division I players by having grabbed 788 career rebounds.

TAP INTO THE RESERVES

After averaging just 10 points per game off the bench last season, this year's Jaguars has shown more depth and options off the bench. Through 11 games, IUPUI reserves are scoring 16.0 points per game and have topped 20 points four times.

Azariah Seay is currently fourth on the team in scoring at 6.3 points per game, largely off the bench and Bobby Harvey is next in line at 6.1, primarily as a reserve. Freshman Bakari LaStrap checks in at 3.5 points per game and has come off the bench in all 11 contests.

Seay scored a career-high 14 (6-9 FG, 2-4 3's) against Cleveland State on Jan. 2 and Marcus Burk scored 14 points (6-9 FG, 1-3 3's) against Wright State on Jan. 22 as the Jaguars top games by reserves this season.

CLASS ACTS

IUPUI is coming off a banner semester in the classroom, achieving a 3.20 grade point average during the fall. Ten Jags (Carrasco, DePersia, Dhaliwal, Harvey, LaStrap, McClure, Pandev, Seay, Shirley and Stoltz) all posted a GPA of 3.0 or better, paced by McClure (3.93), Stoltz (3.75) and DePersia (3.66).

INTERIOR DIFFICULTIES

IUPUI has been outrebounded in 10 of 11 games this season and is losing the glass by 5.0 rebounds per game. The Jags have also been outscored in the paint in all 11 games this season by 13.0 points per contest.

Without having a true interior scoring presence, IUPUI has been outshot percentage-wise in 10 of 11 games and is shooting 40.1 percent from the floor while foes are shoot-

BASKETBALL CENTRAL

IUPUI will be the epicenter of the college basketball universe this year as the 2021 NCAA Tournament (including the Final Four) and 2021 Horizon League Championships are already planned for the Circle City. This year's NCAA Tournament will be spread across six sites in the state of Indiana, including IUPUI's home venue of the Indiana Farmers Coliseum.

Last year marked the first of a three-year agreement to bring the Horizon League Tournament to Indiana Farmers Coliseum, which completed just prior to the COVID-19 outbreak.



NEWS, NOTES & STORYLINES (CONT.)

ing 49.0 percent for the season.

JERSEY MIKE DELIVERS

Sophomore Mike DePersia showed last year that he's a bona fide playmaker from the point guard spot. The New Jersey-native delivered an IUPUI Division I freshman record 85 assists in his 32 appearances and was a two-time Horizon League Freshman of the Week honoree. In league play, he averaged 3.2 assists per game and had a 3.05 assist-to-turnover ratio (58 ast/19 tos).

DEBUTS

Of the 12 players who saw time in the Jaguars' opener, eight were making their IUPUI debuts, including juniors Bobby Harvey and Dimitar Pandev earning starts.

True freshman Bakari LaStrap (9 points) was incredibly impressive in his collegiate debut, including scoring his first career bucket with a steal and two-handed dunk in transition. LaStrap was on the floor down the stretch of the one-possession win over Tennessee State, sharing the ball-handling duties with DePersia. Here are some other numbers from some IUPUI players' debuts:

Harvey (7 pts), Pandev (5 pts, 3 reb), Nathan McClure (2 pts, 2 reb), Dimitri Georgiadis (2 pts, 2 reb), Azariah Seay (7 pts, 3 reb, 2-3 3's), Jonah Carrasco (2 pts, 1 reb) and Acton Shirley (3 min).

CAPTAINS

Head Coach Byron Rimm named four players captains for the 2020-2021 season - Marcus Burk, Mike DePersia, Elyjah Goss and Jaylen Minnett.

MOVIN' ON

Two of IUPUI's most noticeable departures from last season both opted to go the grad transfer route. After two seasons at IUPUI, guard Grant Weatherford opted to complete his eligibility at Georgia Southern this season. The other, Isaiah Williams, practiced with the team all summer and fall before announcing via social media on Dec. 6 that he would graduate this winter and pursue opportunities elsewhere. He recently made his debut at Jackson State this season as an immediately eligible transfer.

JUCO CENTRAL - TRANSFER NOTES

IUPUI is one of 21 Division I teams to welcome nine-or-more newcomers this season while the Jaguars are tops in the country with eight junior college transfers. It's likely that two of the JC-transfers will start their Division I debuts this weekend and seven are expected to see action.

Junior wings Bobby Harvey, Azariah Seay and Nathan McClure are expected to immediately contribute while Coach Rimm added an impressive haul of frontcourt size in Acton Shirley (7-foot), Dimitar Pandev (6-foot-10), Dimitri Georgiadis (6-foot-9) and Jonah Carrasco (6-foot-9).

An eighth, Amrit Dhaliwal, is expected to rejoin the program at the turn of the semester and begin play in January. He originally came to Indianapolis this summer, but opted to return to California to study remotely for the fall with the expectation of returning to Indy for the spring semester.

Five of the eight have spent time in the Division I ranks as Seay (Alabama State), McClure (Texas State), Shirley (Gardner-Webb), Georgiadis (The Citadel) and Dhaliwal (Fresno State) all began their careers at the Division I level.

Georgiadis and McClure were teammates last season at State Fair (Mo.) C.C. where they helped their team to a 16-14 record and an appearance in the Region 16 Tournament Semifinals.

Georgiadis is currently listed as a junior on the roster, but is hopeful to be granted a hardship waiver for the 2018-2019 season at The Citadel where he appeared in just six games before missing the remainder of the year to injury. He also had a medical procedure performed on Oct. 9 of this year, causing him to miss approximately 5-6 weeks of on-court action.

THE ROOKIE

IUPUI has just one freshman on this year's roster in Texas-native Bakari LaStrap. He was the final signee for this season and joins the Jaguars from The Woodlands Christian Academy where he helped his high school squad to TAPPS Class 4A state championships in 2018 and 2020 and a runner-up finish in 2019. He was the All-Greater Houston Private School Player of the Year by the Houston Chronicle in 2020 after he averaged 16 points, five rebounds, five assists and two steals per game and shot 52 percent from the floor. He capped a 21-point performance in the 2020 state title game win over Colleyville Covenant by catching a lob from a teammate and throwing down a one-handed dunk as video of the play drew more than 12,000 views on the Overtime on Twitter

WE BACK

The IUPUI staff remained largely intact from last season as the only defection was of assistant coach Brian Burton. Coach Rimm opted to promote Aaron Evans to an assistant coaching role for the 2020-2021 campaign. The rest of the staff - Matt Dunn and Isaac Loehle - are back on the bench for their third seasons.

FROM ALL OVER

One thing Coach Rimm has instituted is a broader recruiting base, plucking newcomers from Alabama (Seay), California (Dhaliwal), Georgia (Shirley), Kansas (Carrasco), Texas (LaStrap & McClure), Virginia (Georgiadis) and even Macedonia (Pandev).

Seay is IUPUI's first player from Alabama and Carrasco is IUPUI's first player from Kansas.

LaStrap and McClure are just the second and third IUPUI players to hail from Texas (Taveion White was the first) and Georgiadis is just the Jaguars' second player from Virginia (Matt Crenshaw was the first).

Shirley is IUPUI's third-ever player from Georgia (Mike Lunday & D.A. Harvey) and Pandev is IUPUI's third-ever European-born player (Petar Macura & Michal Vavrek). Dhaliwal is just the sixth IUPUI player to come from California, joining Fred Alexander, Barry Gowdy, Dean Hadley, Bart Lennehan and Khufu Najee.

ACTON UP

7-foot junior Acton Shirley is just the third 7-footer in program history, joining Bill Van Senus and Ahmed Ismail. Shirley is on his fourth stop during his college basketball career, having trekked to Gardner-Webb (2017-2018), North Georgia (2018-2019) and Saddleback College (2019-2020).

WORLDWIDE LEADER

Every single game on the Jaguars' slate this year will be broadcast on ESPN platforms - primarily on ESPN3 or ESPN+. Friday games in the Horizon League this season could be flexed to ESPN, as predicted by ESPN. Greg Rakestraw (pxp) and IUPUI Hall of Famer Bob Lovell (analyst) will continue to call the action while Indianapolis-based Tupelo Honey will produce the broadcasts.

UNIVERSITY QUICK FACTS

Location	Indianapolis, Ind.
Founded	1969
Nickname	Jaguars
Colors	Red, gold & black
Enrollment	30,000
Affiliation	NCAA Division I
Conference	The Horizon League
Home Facility (Cap.)	Indiana Farmers Coliseum (6,800)
Chancellor	Dr. Nasser Paydar
Athletics Director	Dr. Roderick Perry
Website	www.IUPUIJags.com
Twitter	@IUPUIJaguars
Athletics Phone	(317) 278-5247
Mailing Address	1000 Waterway Blvd. Indianapolis, IN 46202

BASKETBALL HISTORY

First Yr. of basketball	1972
Seasons of basketball	50th
Seasons of Division I basketball	23rd
Division I (1998-pres.) Record	282-327 (.463)
NCAA Appearances	1
Last NCAA Appearance	2003
Last Postseason Appearance	2019 (CIT - First Round)

UNIVERSITY NOTES

ABOUT THE UNIVERSITY

IUPUI is a public research university located in downtown Indianapolis that is the result of a merger of the Purdue Indianapolis Extension Center (1946) and Indiana University Indianapolis (1916). The merger was completed in 1969 and athletics began in 1972.

The university offers more than 200 degree programs and boasts an enrollment over 30,000 (22,000 undergrad and 8,000 postgrad). The university also boasts an endowment of more than \$850 million.

The university is ranked among the Top 200 "National Universities" and ranked 7th for "Up and Coming Schools." U.S. News has ranked IUPUI among the nation's elite for 13 straight years.

All total, the campus covers 509 acres and is located along Indy's Cultural Trail. IUPUI includes the nation's largest nursing school, the second largest medical school in the country, the only dental school in the state, and the country's oldest school of physical education. IUPUI is among the top 20 campuses in the nation for graduate professional degrees conferred

ATHLETIC PROWESS

IUPUI was a primary beneficiary of the 1987 Pan-American Games in Indianapolis and continues to boast some world renowned facilities.

The IU Natatorium is located on the IUPUI campus and is among the best swimming & diving facilities in the world. It has hosted the U.S. Olympic Team Trials four different times and 12 NCAA National Championship meets. In addition, the 2017 World Juniors were held at IUPUI and 16 world records have been set in the Natatorium water.

Adjacent west is the Michael A. Carroll Track & Soccer Stadium which has hosted several USA Outdoor Track & Field Championships and NCAA Championships, along with the 1988 US Olympic Trials. Florence Griffith-Joyner set the 100m world record of 10.49 on the track.

In basketball circles, IUPUI is best known as the long-time host of the Nike All-American Camp, which was held on campus for two decades. The nation's top prep players and coaches from every level converged on campus for two weeks each summer in what was considered the elite college recruiting event of the year. Alum included LeBron James, Chris Webber, Allen Iverson, Kevin Garnett, Jason Kidd and Paul Pierce, among many others.

GEORGE HILL

IUPUI's best known basketball alum is current NBAer George Hill, who is in his 13th year in the league this season. Hill was originally drafted by the San Antonio Spurs (1st rd., 26th overall) in 2008.

He's played for the Spurs (2008-11), Indiana Pacers (2011-16), Utah Jazz (2016-17), Sacramento Kings (2017-18), Cleveland Cavaliers (2018), Milwaukee Bucks (2018-20) and was traded to the Oklahoma City Thunder this offseason. He's played in 785 regular season games, making nearly 450 career starts and averaging 11.1 points and 3.2 assists per game in his NBA career. He led the league in three-point percentage last season at 46 percent and is a career 38 percent shooter.

Entering this season, he's played in 127 career playoff games, starting 91 times and averaging 12.1 points per game.

2020-2021 MISCELLANEOUS STATISTICS

IUPUI'S RECORD WHEN...			
	'20-21	'20-21	Under
	Overall	Horizon	Rimm
Home:	2-5	1-5	6-14
Away:	2-2	2-2	5-16
Neutral:	0-0	0-0	0-2
Overtime:	0-0	0-0	1-1
Lead @ Halftime:	3-1	2-1	9-4
Trail @ Halftime:	1-5	1-5	1-26
Tied @ Halftime:	0-1	0-1	1-2
Leading w/ 5:00 left:	2-1	1-1	8-4
Trailing w/ 5:00 left:	1-6	1-6	2-26
Tied w/ 5:00 left:	1-0	1-0	1-2
Shooting 50% or better:	0-0	0-0	2-2
Shooting 40-50%:	3-4	3-4	7-15
Shooting less than 40%:	1-3	0-3	2-15
Opp. shoots 50% or better:	1-4	1-4	1-17
Opp. shoots 40-50%:	2-3	2-3	4-12
Opp. shoots less than 40%:	1-0	0-0	6-3
Shooting better % than opp.	1-0	1-0	7-2
Shooting worse % than opp.	3-7	2-7	4-30
Scoring less than 50:	0-1	0-1	0-2
Score 50-59 pts:	0-0	0-0	0-4
Score 60-69 pts:	2-3	1-3	2-10
Score 70-79 pts:	2-3	2-3	6-13
Score 80-89 pts:	0-0	0-0	2-3
Score 90+ pts:	0-0	0-0	1-0
Opp. scores less than 50:	0-0	0-0	0-0
Opp. scores 50-59 pts:	0-1	0-1	2-2
Opp. scores 60-69 pts:	4-1	3-1	7-1
Opp. scores 70-79 pts:	0-2	0-2	1-8
Opp. scores 80-89 pts:	0-0	0-0	1-9
Opp. scores 90+ pts:	0-3	0-3	0-12
Commit less TO than opp.	2-3	2-3	5-12
Commit more TO than opp.	1-2	1-2	5-17
Commit same TO as opp.	1-2	0-2	1-3
Outrebound opponent:	1-0	1-0	5-4
Outrebounded:	3-7	2-7	6-28
Rebounding is equal:	0-0	0-0	0-0
Bench outscores opp.:	1-3	1-3	2-4
Bench is outscored:	2-4	2-4	8-28
Bench scoring is equal:	1-0	0-0	1-0
Hit more FT than opp.:	3-1	2-1	8-10
Hit less FT than opp.:	1-5	1-5	3-20
Hit same FT as opp.:	0-1	0-1	0-2
Hit more 3's than opp.:	3-3	2-3	9-11
Hit less 3's than opp.:	1-3	1-3	2-17
Hit same 3's as opp.:	0-1	0-1	0-4
Decided by 5 pts or less:	4-1	3-1	6-8
Decided by 6-10 points:	0-2	0-2	1-8
Decided by 10+ points:	0-4	0-4	4-16
In home whites:	1-2	0-2	5-12
In road blacks:	1-4	1-4	4-17
In road reds:	2-1	2-1	2-3
7 in double-digits:	0-0	0-0	0-0
6 in double-digits:	0-0	0-0	0-0
5 in double-digits:	0-0	0-0	1-0
4 in double-digits:	0-0	0-0	2-9
3 in double-digits:	2-5	2-5	4-14
2 in double-digits:	2-2	1-2	4-7
1 in double-digits:	0-0	0-0	0-2
0 in double-digits:	0-0	0-0	0-0
On Mondays:	0-0	0-0	1-2
On Tuesdays:	0-0	0-0	1-2
On Wednesdays:	0-0	0-0	1-3
On Thursdays:	0-0	0-0	1-3
On Fridays:	2-3	2-3	2-7
On Saturdays:	2-4	1-4	4-13
On Sundays:	0-0	0-0	1-2
In November:	0-0	0-0	2-6
In December:	1-0	0-0	3-5
In January:	3-7	3-7	5-13
In February:	0-0	0-0	1-7
In March:	0-0	0-0	0-1

CAREER DOUBLE-DIGIT PERFORMANCES/STARTS/DUNKS			
Double-Digit Scoring Gms			
Name	Sea	Car	
Minnett	9	64	
Burk	10	39	
Goss	4	28	
DePersia	1	2	
Harvey	2	2	
Seay	2	2	
LaStrap	1	1	
20+ Point Scoring Games			
Name	Sea	Car	
Burk	4	23	
Minnett	2	13	
Goss	0	1	
30+ Point Scoring Games			
Name	Sea	Car	
Burk	1	5	
Minnett	0	3	
Double-Digit Reb. Games			
Name	Sea	Car	
Goss	7	37	
Burk	0	1	
Double-Doubles			
Name	Sea	Car	
Goss	4	19	
Burk	0	1	
Games Started			
Name	Sea	Car	
Goss	11	65	
Minnett	8	44	
Burk	10	42	
DePersia	11	21	
McClure	6	6	
Harvey	4	4	
Pandev	3	3	
Seay	2	2	
Dunks			
Name	Sea	Car	
Goss	3	69	
Burk	2	6	
Carrasco	1	1	
LaStrap	1	1	
Shirley	1	1	

TIMES LEADING THE TEAM IN...			
Points			
Name	Sea	Car	
Burk	7	30	
Minnett	3	21	
Goss	0	1	
Harvey	1	1	
Rebounds			
Name	Sea	Car	
Goss	10	54	
Burk	1	3	
Minnett	0	1	
Assists			
Name	Sea	Car	
Minnett	5	32	
DePersia	6	15	
Goss	0	3	
Burk	0	2	
LaStrap	2	2	
McClure	1	1	
Steals			
Name	Sea	Car	
Minnett	3	20	
Burk	7	16	
Goss	1	13	
DePersia	4	11	
LaStrap	1	1	
McClure	1	1	
Seay	1	1	
Blocked Shots			
Name	Sea	Car	
Goss	3	36	
Burk	2	9	
Minnett	0	4	
DePersia	2	2	
McClure	2	2	
Stoltz	1	2	
Carrasco	1	1	
Harvey	1	1	
Pandev	1	1	
Shirley	1	1	

SPECIALTY STATS

PP = Points in the Paint; POT = Points off Turnover; 2nd = 2nd Chance Points; BP = Bench Points

Opponent	Result	PP	POT	2nd	BP	Largest Largest Lead			
						Lead	Deficit	Changes	Ties
Tennessee St.	W, 69-66	20/46	22/19	8/10	22/22	10	6	7	5
Cleveland St.	L, 62-65	28/32	21/10	7/13	22/12	3	6	23	8
Cleveland St.	L, 49-59	23/34	14/26	11/8	20/13	7	11	8	3
at Milwaukee	L, 70-94	18/32	8/18	6/12	18/41	2	26	6	3
at Milwaukee	L, 63-71	16/34	17/18	0/2	6/19	7	10	9	5
at Northern Ky.	W, 74-69	24/32	17/12	15/16	12/11	6	4	11	15
at Northern Ky.	W, 65-63	20/30	21/20	19/8	9/19	6	5	9	9
Wright St.	L, 65-95	32/52	9/14	2/10	29/17	4	37	2	2
Wright St.	L, 72-100	22/38	18/21	6/20	17/25	1	30	2	1
Milwaukee	W, 73-68	26/28	6/8	15/11	9/23	9	0	0	1
Milwaukee	L, 76-83	18/32	17/14	21/8	12/18	13	8	3	2
at Green Bay									
at Green Bay									
UIC									
UIC									
at Y'town St.									
at Y'town St.									
HL 1st Round									
HL 2nd Round									
HL Semis									
HL Finals									
Totals		247/390	170/179	110/118	176/220			80	54
Averages		22.5/35.5	15.5/16.3	10.0/10.7	16.0/20.0			7.3	4.9

WIN/LOSS MARGINS												
Wins	2		2									
Margin	1	2	3	4	5	6	7	8	9	10	11-15	16-20
Losses	1						1	1	1		2	

2020-2021 IUPUI STATISTICS

RECORD:	OVERALL	HOME	AWAY	NEUTRAL
ALL GAMES	4-7	2-5	2-2	0-0
CONFERENCE	3-7	1-5	2-2	0-0
NON-CONFERENCE	1-0	1-0	0-0	0-0

#	Player	gp-gs	min	avg	Total		3-Point		F-Throw		Rebounds				pf	dq	a	to	blk	stl	pts	avg
					fg-fga	fg%	3fg-fga	3fg%	ft-fia	ft%	off	def	tot	avg								
14	BURK, Marcus	11-10	362	32.9	81-174	.466	25-68	.368	29-37	.784	6	31	37	3.4	26	0	16	30	4	23	216	19.6
00	MINNETT, Jaylen	10-8	311	31.1	54-142	.380	23-73	.315	19-21	.905	3	15	18	1.8	20	0	27	26	1	10	150	15.0
32	GOSS, Elijah	11-11	353	32.1	32-74	.432	0-1	.000	26-42	.619	35	82	117	10.6	29	0	8	19	8	7	90	8.2
12	SEAY, Azariah	11-2	163	14.8	28-65	.431	8-30	.267	5-9	.556	4	12	16	1.5	19	0	9	8	0	5	69	6.3
02	HARVEY, Bobby	11-4	217	19.7	23-65	.354	13-39	.333	8-15	.533	4	28	32	2.9	18	0	3	14	2	3	67	6.1
10	DePERSIA, Mike	11-11	298	27.1	16-40	.400	5-16	.313	11-17	.647	4	24	28	2.5	26	0	37	13	2	15	48	4.4
04	LaSTRAP, Bakari	11-0	139	12.6	13-37	.351	2-7	.286	11-17	.647	5	13	18	1.6	13	0	18	14	0	6	39	3.5
05	McCLURE, Nathan	11-6	182	16.5	9-34	.265	4-20	.200	9-12	.750	16	14	30	2.7	18	0	10	12	2	8	31	2.8
33	PANDEV, Dimitar	7-3	60	8.6	4-17	.235	2-8	.250	1-3	.333	5	8	13	1.9	5	0	4	4	1	1	11	1.6
50	SHIRLEY, Acton	7-0	22	3.1	3-7	.429	0-0	.000	0-0	.000	2	0	2	0.3	9	0	1	1	1	0	6	0.9
23	GEORGIADIS, Dimitri	9-0	37	4.1	1-2	.500	0-0	.000	5-6	.833	5	5	10	1.1	10	0	1	2	2	0	7	0.8
24	CARRASCO, Jonah	9-0	37	4.1	2-4	.500	0-0	.000	0-1	.000	2	2	4	0.4	5	0	0	6	2	0	4	0.4
20	STOLTZ, Sawyer	5-0	19	3.8	0-2	.000	0-0	.000	0-2	.000	2	2	4	0.8	2	0	2	0	1	1	0	0.0
Team																						
Total.....		0	2200		266-663	.401	82-262	.313	124-182	.681	109	251	360	0.0	200	0	136	151	26	79	738	0.0
Opponents.....		0	2200		309-631	.490	72-212	.340	143-207	.691	97	318	415	0.0	171	2	150	161	21	78	833	0.0

TEAM STATISTICS	IUPUI	OPP	Date	Opponent	Score	Att.
SCORING	738	833	12/12/20	TENNESSEE ST.	w 69-66	0
Points per game	67.1	75.7	* 01/01/21	CLEVELAND ST.	L 62-65	0
Scoring margin	-8.6	-	* 01/02/21	CLEVELAND ST.	L 49-59	0
FIELD GOALS-ATT	266-663	309-631	* 01/08/21	at Milwaukee	L 70-94	0
Field goal pct	.401	.490	* 01/09/21	at Milwaukee	L 63-71	0
3 POINT FG-ATT	82-262	72-212	* 01/15/21	at Northern Ky.	w 74-69	0
3-point FG pct	.313	.340	* 01/16/21	at Northern Ky.	w 65-63	0
3-pt FG made per game	7.5	6.5	* 01/22/21	WRIGHT ST.	L 65-95	0
FREE THROWS-ATT	124-182	143-207	* 01/23/21	WRIGHT ST.	L 72-100	0
Free throw pct	.681	.691	* 01/29/21	MILWAUKEE	w 73-68	0
F-Throws made per game	11.3	13.0	* 01/30/21	MILWAUKEE	L 76-83	0
REBOUNDS	360	415				
Rebounds per game	32.7	37.7				
Rebounding margin	-5.0	-				
ASSISTS	136	150				
Assists per game	12.4	13.6				
TURNOVERS	151	161				
Turnovers per game	13.7	14.6				
Turnover margin	+0.9	-				
Assist/turnover ratio	0.9	0.9				
STEALS	79	78				
Steals per game	7.2	7.1				
BLOCKS	26	21				
Blocks per game	2.4	1.9				
ATTENDANCE	0	0				
Home games-Avg/Game	7-0	4-0				
Neutral site-Avg/Game	-	0-0				

Score by Periods	1st	2nd	Totals
IUPUI	371	367	738
Opponents	392	441	833

2021-2022 SIGNEE



SIMON WHEELER

Freshman | Guard
5-11 | 170
Detroit, Mich.
Bella Vista Prep (Ariz.)

QUICK NOTES

IUPUI's lone signee for next season... signed with the Jaguars on Nov. 18, the final day of the early signing period... helped lead Ypsilanti Lincoln (Mich.) to a 19-3 mark during the 2019-2020 season before the high school season was halted due to COVID-19... transferred to Bella Vista Prep (Ariz.) due to the uncertainty of high school basketball in the state of Michigan for the 2020-2021 season... averaged 6.0 points, 3.6 assists and 1.9 steals per game for the defending MHSAA Division I state champs, playing alongside the nation's top player, Emoni Bates (Michigan State commit)... has become an internet sensation as he boasts more than 80,000 Instagram followers and has YouTube videos featuring his game that have drawn more than 250,000 views... chose IUPUI over similar offers from Detroit Mercy, Marist and Wright State.

2020-2021 IUPUI HORIZON LEAGUE ONLY STATISTICS

RECORD:	OVERALL	HOME	AWAY	NEUTRAL
ALL GAMES	3-7	1-5	2-2	0-0
CONFERENCE	3-7	1-5	2-2	0-0
NON-CONFERENCE	0-0	0-0	0-0	0-0

##	Player	gp-gs	min	avg	Total		3-Point		F-Throw		Rebounds				pf	dq	a	to	blk	stl	pts	avg		
					fg-fga	fg%	3fg-fga	3fg%	ft-fa	ft%	off	def	tot	avg										
14	BURK, Marcus	10-9	326	32.6	75-159	.472	23-62	.371	25-30	.833	6	27	33	3.3	25	0	14	29	3	21	198	19.8		
00	MINNETT, Jaylen	10-8	311	31.1	54-142	.380	23-73	.315	19-21	.905	3	15	18	1.8	20	0	27	26	1	10	150	15.0		
32	GOSS, Elyjah	10-10	325	32.5	31-69	.449	0-0	.000	21-36	.583	32	69	101	10.1	26	0	7	17	5	7	83	8.3		
12	SEAY, Azariah	10-2	150	15.0	26-60	.433	6-27	.222	4-7	.571	3	10	13	1.3	19	0	7	7	0	4	62	6.2		
02	HARVEY, Bobby	10-3	187	18.7	20-56	.357	12-34	.353	8-15	.533	4	27	31	3.1	17	0	3	9	1	3	60	6.0		
10	DePERSIA, Mike	10-10	262	26.2	13-34	.382	4-15	.267	8-13	.615	2	22	24	2.4	23	0	29	10	2	13	38	3.8		
04	LaSTRAP, Bakari	10-0	125	12.5	10-31	.323	2-6	.333	8-12	.667	5	12	17	1.7	13	0	18	14	0	5	30	3.0		
05	McCLURE, Nathan	10-6	166	16.6	8-29	.276	4-19	.211	9-12	.750	15	13	28	2.8	17	0	10	10	2	8	29	2.9		
33	PANDEV, Dimitar	6-2	45	7.5	2-10	.200	1-6	.167	1-3	.333	4	6	10	1.7	3	0	3	3	1	1	6	1.0		
50	SHIRLEY, Acton	6-0	19	3.2	3-7	.429	0-0	.000	0-0	.000	2	0	2	0.3	7	0	1	1	1	0	6	1.0		
23	GEORGIADIS, Dimitri	8-0	33	4.1	1-2	.500	0-0	.000	3-4	.750	5	3	8	1.0	9	0	1	1	1	0	5	0.6		
24	CARRASCO, Jonah	8-0	34	4.3	1-3	.333	0-0	.000	0-0	.000	1	2	3	0.4	4	0	0	6	1	0	2	0.3		
20	STOLTZ, Sawyer	4-0	17	4.3	0-1	.000	0-0	.000	0-2	.000	1	2	3	0.8	1	0	2	0	1	1	0	0.0		
Team											15	14	29											
Total.....		10	2000		244-603	.405	75-242	.310	106-155	.684	98	222	320	32.0	184	0	122	134	19	73	669	66.9		
Opponents.....		10	2000		282-562	.502	69-195	.354	134-192	.698	82	286	368	36.8	147	1	136	144	18	70	767	76.7		

TEAM STATISTICS	IUPUI	OPP	Date	Opponent	Score	Att.
SCORING	669	767	* 01/01/21	CLEVELAND ST.	L 62-65	0
Points per game	66.9	76.7	* 01/02/21	CLEVELAND ST.	L 49-59	0
Scoring margin	-9.8	-	* 01/08/21	at Milwaukee	L 70-94	0
FIELD GOALS-ATT	244-603	282-562	* 01/09/21	at Milwaukee	L 63-71	0
Field goal pct	.405	.502	* 01/15/21	at Northern Ky.	w 74-69	0
3 POINT FG-ATT	75-242	69-195	* 01/16/21	at Northern Ky.	w 65-63	0
3-point FG pct	.310	.354	* 01/22/21	WRIGHT ST.	L 65-95	0
3-pt FG made per game	7.5	6.9	* 01/23/21	WRIGHT ST.	L 72-100	0
FREE THROWS-ATT	106-155	134-192	* 01/29/21	MILWAUKEE	w 73-68	0
Free throw pct	.684	.698	* 01/30/21	MILWAUKEE	L 76-83	0
F-Throws made per game	10.6	13.4	* - Horizon game			
REBOUNDS	320	368				
Rebounds per game	32.0	36.8				
Rebounding margin	-4.8	-				
ASSISTS	122	136				
Assists per game	12.2	13.6				
TURNOVERS	134	144				
Turnovers per game	13.4	14.4				
Turnover margin	+1.0	-				
Assist/turnover ratio	0.9	0.9				
STEALS	73	70				
Steals per game	7.3	7.0				
BLOCKS	19	18				
Blocks per game	1.9	1.8				
ATTENDANCE	0	0				
Home games-Avg/Game	6-0	4-0				
Neutral site-Avg/Game	-	0-0				

Score by Periods	1st	2nd	Totals
IUPUI	330	339	669
Opponents	355	412	767

2020-2021 STATISTICAL SPLITS

Wins (4 total)

#	Player	gp-gs	min	avg	fg-fga	fg%	3fg-fga	3fg%	ft-fa	ft%	off	def	tot	avg	pf	dq	a	to	blk	stl	pts	avg
14	BURK, Marcus	4-4	145	36.2	35-69	.507	14-25	.560	10-17	.588	5	13	18	4.5	8	0	6	13	1	10	94	23.5
00	MINNETT, Jaylen	3-3	107	35.7	18-46	.391	6-26	.231	8-10	.800	1	8	9	3.0	7	0	9	8	1	1	50	16.7
32	GOSS, Elijah	4-4	135	33.8	10-27	.370	0-1	.000	11-18	.611	16	27	43	10.8	10	0	3	4	6	2	31	7.8
10	DePERSIA, Mike	4-4	133	33.2	10-18	.556	2-5	.400	6-9	.667	2	13	15	3.8	10	0	13	6	1	7	28	7.0
02	HARVEY, Bobby	4-1	88	22.0	8-29	.276	5-16	.313	4-7	.571	3	8	11	2.8	8	0	3	7	2	0	25	6.3
12	SEAY, Azariah	4-0	44	11.0	6-16	.375	4-10	.400	1-2	.500	1	4	5	1.3	4	0	6	2	0	3	17	4.3
05	McCLURE, Nathan	4-3	78	19.5	6-16	.375	2-7	.286	2-4	.500	10	4	14	3.5	8	0	3	5	1	4	16	4.0
04	LaSTRAP, Bakari	4-0	30	7.5	3-7	.429	0-1	.000	5-7	.714	0	1	1	0.3	2	0	1	1	0	1	11	2.8
33	PANDEV, Dimitar	3-1	19	6.3	2-7	.286	1-2	.500	0-0	.000	2	2	4	1.3	2	0	1	1	0	0	5	1.7
23	GEORGIADIS, Dimitri	3-0	10	3.3	0-0	.000	0-0	.000	2-2	1.000	1	3	4	1.3	1	0	1	1	2	0	2	0.7
24	CARRASCO, Jonah	3-0	6	2.0	1-2	.500	0-0	.000	0-1	.000	1	0	1	0.3	1	0	0	1	1	0	2	0.7
50	SHIRLEY, Acton	1-0	3	3.0	0-0	.000	0-0	.000	0-0	.000	0	0	0	0.0	2	0	0	0	0	0	0	0.0
20	STOLTZ, Sawyer	1-0	2	2.0	0-1	.000	0-0	.000	0-0	.000	1	0	1	1.0	1	0	0	0	0	0	0	0.0
Team											5	9	14					2				
Total.....		4	800		99-238	.416	34-93	.366	49-77	.636	48	92	140	35.0	64	0	46	51	15	28	281	70.2
Opponents.....		4	800		103-231	.446	21-77	.273	39-59	.661	40	103	143	35.8	69	1	39	59	8	22	266	66.5

Losses (7 total)

#	Player	gp-gs	min	avg	fg-fga	fg%	3fg-fga	3fg%	ft-fa	ft%	off	def	tot	avg	pf	dq	a	to	blk	stl	pts	avg
14	BURK, Marcus	7-6	217	31.0	46-105	.438	11-43	.256	19-20	.950	1	18	19	2.7	18	0	10	17	3	13	122	17.4
00	MINNETT, Jaylen	7-5	204	29.1	36-96	.375	17-47	.362	11-11	1.000	2	7	9	1.3	13	0	18	18	0	9	100	14.3
32	GOSS, Elijah	7-7	218	31.1	22-47	.468	0-0	.000	15-24	.625	19	55	74	10.6	19	0	5	15	2	5	59	8.4
12	SEAY, Azariah	7-2	119	17.0	22-49	.449	4-20	.200	4-7	.571	3	8	11	1.6	15	0	3	6	0	2	52	7.4
02	HARVEY, Bobby	7-3	129	18.4	15-36	.417	8-23	.348	4-8	.500	1	20	21	3.0	10	0	0	7	0	3	42	6.0
04	LaSTRAP, Bakari	7-0	109	15.6	10-30	.333	2-6	.333	6-10	.600	5	12	17	2.4	11	0	17	13	0	5	28	4.0
10	DePERSIA, Mike	7-7	165	23.6	6-22	.273	3-11	.273	5-8	.625	2	11	13	1.9	16	0	24	7	1	8	20	2.9
05	McCLURE, Nathan	7-3	104	14.9	3-18	.167	2-13	.154	7-8	.875	6	10	16	2.3	10	0	7	7	1	4	15	2.1
33	PANDEV, Dimitar	4-2	41	10.3	2-10	.200	1-6	.167	1-3	.333	3	6	9	2.3	3	0	3	3	1	1	6	1.5
50	SHIRLEY, Acton	6-0	19	3.2	3-7	.429	0-0	.000	0-0	.000	2	0	2	0.3	7	0	1	1	1	0	6	1.0
23	GEORGIADIS, Dimitri	6-0	27	4.5	1-2	.500	0-0	.000	3-4	.750	4	2	6	1.0	9	0	0	1	0	0	5	0.8
24	CARRASCO, Jonah	6-0	31	5.2	1-2	.500	0-0	.000	0-0	.000	1	2	3	0.5	4	0	0	5	1	0	2	0.3
20	STOLTZ, Sawyer	4-0	17	4.3	0-1	.000	0-0	.000	0-2	.000	1	2	3	0.8	1	0	2	0	1	1	0	0.0
Team											11	6	17									
Total.....		7	1400		167-425	.393	48-169	.284	75-105	.714	61	159	220	31.4	136	0	90	100	11	51	457	65.3
Opponents.....		7	1400		206-400	.515	51-135	.378	104-148	.703	57	215	272	38.9	102	1	111	102	13	56	567	81.0

Home (2-5)

#	Player	gp-gs	min	avg	fg-fga	fg%	3fg-fga	3fg%	ft-fa	ft%	off	def	tot	avg	pf	dq	a	to	blk	stl	pts	avg
14	BURK, Marcus	7-6	230	32.9	53-107	.495	12-39	.308	24-29	.828	3	22	25	3.6	14	0	9	16	4	11	142	20.3
00	MINNETT, Jaylen	6-5	183	30.5	31-88	.352	12-42	.286	5-5	1.000	2	6	8	1.3	14	0	19	18	1	8	79	13.2
32	GOSS, Elijah	7-7	220	31.4	20-46	.435	0-1	.000	21-29	.724	26	58	84	12.0	21	0	5	13	8	5	61	8.7
12	SEAY, Azariah	7-1	99	14.1	20-47	.426	5-20	.250	4-7	.571	4	6	10	1.4	10	0	4	6	0	2	49	7.0
04	LaSTRAP, Bakari	7-0	112	16.0	12-33	.364	2-6	.333	11-17	.647	5	9	14	2.0	11	0	14	11	0	6	37	5.3
02	HARVEY, Bobby	7-2	121	17.3	11-32	.344	7-21	.333	2-6	.333	0	18	18	2.6	7	0	2	8	1	2	31	4.4
10	DePERSIA, Mike	7-7	180	25.7	11-29	.379	3-11	.273	5-6	.833	3	14	17	2.4	16	0	26	8	0	10	30	4.3
05	McCLURE, Nathan	7-4	128	18.3	4-24	.167	2-15	.133	7-8	.875	10	10	20	2.9	11	0	8	9	1	4	17	2.4
33	PANDEV, Dimitar	3-3	46	15.3	2-15	.133	1-7	.143	0-2	.000	3	7	10	3.3	3	0	4	3	1	1	5	1.7
23	GEORGIADIS, Dimitri	6-0	29	4.8	1-2	.500	0-0	.000	5-6	.833	5	4	9	1.5	8	0	1	1	2	0	7	1.2
24	CARRASCO, Jonah	5-0	24	4.8	2-3	.667	0-0	.000	0-1	.000	2	0	2	0.4	3	0	0	5	1	0	4	0.8
50	SHIRLEY, Acton	5-0	13	2.6	2-6	.333	0-0	.000	0-0	.000	1	0	1	0.2	6	0	1	0	1	0	4	0.8
20	STOLTZ, Sawyer	4-0	15	3.8	0-2	.000	0-0	.000	0-2	.000	2	2	4	1.0	2	0	2	0	1	1	0	0.0
Team											12	7	19					1				
Total.....		7	1400		169-434	.389	44-162	.272	84-118	.712	78	163	241	34.4	126	0	95	99	21	50	466	66.6
Opponents.....		7	1400		199-419	.475	45-139	.324	93-134	.694	71	207	278	39.7	110	1	101	100	14	53	536	76.6

Road/Neutral (2-2)

#	Player	gp-gs	min	avg	Total			3-Point		F-Throw		Rebounds										
					fg-fga	fg%	3fg-fga	3fg%	ft-fa	ft%	off	def	tot	avg	pf	dq	a	to	blk	stl	pts	avg
14	BURK, Marcus	4-4	132	33.0	28-67	.418	13-29	.448	5-8	.625	3	9	12	3.0	12	0	7	14	0	12	74	18.5
00	MINNETT, Jaylen	4-3	128	32.0	23-54	.426	11-31	.355	14-16	.875	1	9	10	2.5	6	0	8	8	0	2	71	17.8
02	HARVEY, Bobby	4-2	96	24.0	12-33	.364	6-18	.333	6-9	.667	4	10	14	3.5	11	0	1	6	1	1	36	9.0
32	GOSS, Elijah	4-4	133	33.2	12-28	.429	0-0	.000	5-13	.385	9	24	33	8.3	8	0	3	6	0	2	29	7.3
12	SEAY, Azariah	4-1	64	16.0	8-18	.444	3-10	.300	1-2	.500	0	6	6	1.5	9	0	5	2	0	3	20	5.0
10	DePERSIA, Mike	4-4	118	29.5	5-11	.455	2-5	.400	6-11	.545	1	10	11	2.8	10	0	11	5	2	5	18	4.5
05	McCLURE, Nathan	4-2	54	13.5	5-10	.500	2-5	.400	2-4	.500	6	4	10	2.5	7	0	2	3	1	4	14	3.5
33	PANDEV, Dimitar	4-0	14	3.5	2-2	1.000	1-1	1.000	1-1	1.000	2	1	3	0.8	2	0	0	1	0	0	6	1.5
50	SHIRLEY, Acton	2-0	9	4.5	1-1	1.000	0-0	.000	0-0	.000	1	0	1	0.5	3	0	0	1	0	0	2	1.0
04	LaSTRAP, Bakari	4-0	27	6.8	1-4	.250	0-1	.000	0-0	.000	0	4	4	1.0	2	0	4	3	0	0	2	0.5
24	CARRASCO, Jonah	4-0	13	3.3	0-1	.000	0-0	.000	0-0	.000	0	2	2	0.5	2	0	0	1	1	0	0	0.0
23	GEORGIADIS, Dimitri	3-0	8	2.7	0-0	.000	0-0	.000	0-0	.000	0	1	1	0.3	2	0	0	1	0	0	0	0.0
20	STOLTZ, Sawyer	1-0	4	4.0	0-0	.000	0-0	.000	0-0	.000	0	0	0	0.0	0	0	0	0	0	0	0	0.0
Team											4	8	12					1				
Total.....		4	800		97-229	.424	38-100	.380	40-64	.625	31	88	119	29.8	74	0	41	52	5	29	272	68.0
Opponents.....		4	800		110-212	.519	27-73	.370	50-73	.685	26	111	137	34.2	61	1	49	61	7	25	297	74.2

2020-2021 INDIVIDUAL SUPERLATIVES

	<i>IUPUI</i>	<i>Opponent</i>
Points	32 - Marcus Burk vs. Wright St. (1/23/2021)	32 - Tafari Simms at Milwaukee (1/8/2021)
Field Goals Made	13 - Marcus Burk vs. Wright St. (1/23/2021)	10 - Tafari Simms at Milwaukee (1/8/2021)
Field Goals Attempted	23 - Jaylen Minnett vs. Milwaukee (1/30/2021)	22 - TeJon Lucas vs. Milwaukee (1/29/2021)
Highest FG Pct. (min. 5 made)	.667 (6-9) - twice	1.000 (5-5) - twice
3-Pt Field Goals Made	6 - Marcus Burk at Northern Ky. (1/15/2021)	5 - Tafari Simms at Milwaukee (1/8/2021)
3-Pt Field Goals Attempted	11 - Jaylen Minnett at Northern Ky. (1/16/2021)	7 - four times
3-Pt FG Pct. (min. 3 made)	.857 (6-7) - Marcus Burk at Northern Ky. (1/15/2021)	1.000 (3-3) - Grant Basile vs. Wright St. (1/23/2021)
Free Throws Made	7 - Jaylen Minnett at Northern Ky. (1/15/2021)	8 - three times
Free Throws Attempted	8 - Jaylen Minnett at Northern Ky. (1/15/2021)	9 - three times
Free Throw Pct. (min. 5 made)	1.000 (6-6) - twice	1.000 (8-8) - twice
Offensive Rebounds	8 - Elyjah Goss vs. Milwaukee (1/30/2021)	5 - Shakem Johnson vs. Tennessee St. (12/12/2020)
Defensive Rebounds	13 - Elyjah Goss vs. Tennessee St. (12/12/2020)	11 - Adrian Nelson at Northern Ky. (1/16/2021)
Total Rebounds	16 - Elyjah Goss vs. Tennessee St. (12/12/2020)	13 - Adrian Nelson at Northern Ky. (1/16/2021)
Assists	8 - Mike DePersia vs. Tennessee St. (12/12/2020)	8 - TeJon Lucas at Milwaukee (1/8/2021)
Turnovers	6 - Marcus Burk vs. Cleveland St. (1/2/2021)	7 - twice
Blocked Shots	3 - twice	2 - five times
Steals	6 - Marcus Burk at Northern Ky. (1/16/2021)	5 - D'Moi Hodge vs. Cleveland St. (1/2/2021)
Minutes Played (regulation game)	39 - Marcus Burk vs. Milwaukee (1/30/2021)	36 - twice
Minutes Played (OT game)	---	---

2020-2021 TEAM SUPERLATIVES

<i>IUPUI High</i>	<i>IUPUI Low</i>	<i>Statistical Category</i>	<i>Opponent High</i>	<i>Opponent Low</i>
76 vs. Milwaukee (1/30)	49 vs. Cleve. St. (1/2)	Points	100 vs. Wright St. (1/23)	59 vs. Cleve. St. (1/2)
41 vs. Tenn. St. (12/20)	27 vs. Wright St. (1/23)	1st Half Pts.	46 vs. Wright St. (1/22)	26 at Northern Ky. (1/16)
46 at Northern Ky. (1/15)	21 vs. Cleve. St. (1/2)	2nd Half Pts.	59 vs. Wright St. (1/23)	28 vs. Cleve. St. (1/1)
29 vs. Wright St. (1/23)	19 vs. Cleve. St. (1/2)	Field Goals	37 vs. Wright St. (1/22)	23 - twice
70 vs. Wright St. (1/22)	52 vs. Cleve. St. (1/2)	Field Goal Attempts	69 vs. Tenn. St. (12/20)	48 at Northern Ky. (1/16)
.453 vs. Wright St. (1/23)	.323 vs. Milwaukee (1/30)	FG Pct.	.569 vs. Wright St. (1/22)	.391 vs. Tenn. St. (12/20)
11 at Northern Ky. (1/16)	4 vs. Cleve. St. (1/1)	3-Point Field Goals	13 - twice	3 vs. Tenn. St. (12/20)
30 at Northern Ky. (1/16)	18 at Northern Ky. (1/15)	3-Point Field Goal Att.	27 vs. Wright St. (1/23)	13 at Northern Ky. (1/16)
.500 at Northern Ky. (1/15)	.190 vs. Cleve. St. (1/1)	3-Point FG Pct.	.565 at Milwaukee (1/8)	.176 vs. Tenn. St. (12/20)
25 vs. Milwaukee (1/30)	4 at Northern Ky. (1/16)	Free Throws	21 vs. Milwaukee (1/30)	8 vs. Milwaukee (1/29)
29 vs. Milwaukee (1/30)	8 vs. Cleve. St. (1/2)	Free Throw Attempts	27 vs. Milwaukee (1/30)	9 vs. Milwaukee (1/29)
.862 vs. Milwaukee (1/30)	.400 at Northern Ky. (1/16)	Free Throw Pct.	.889 vs. Milwaukee (1/29)	.462 vs. Cleve. St. (1/1)
15 vs. Milwaukee (1/30)	2 at Milwaukee (1/9)	Offensive Reb.	15 vs. Tenn. St. (12/20)	1 at Milwaukee (1/9)
29 vs. Tenn. St. (12/20)	15 at Northern Ky. (1/15)	Defensive Reb.	35 vs. Wright St. (1/22)	21 at Northern Ky. (1/15)
42 vs. Milwaukee (1/29)	25 vs. Wright St. (1/23)	Total Rebounds	47 vs. Tenn. St. (12/20)	31 - twice
24 vs. Milwaukee (1/30)	14 vs. Milwaukee (1/29)	Fouls	24 vs. Tenn. St. (12/20)	9 vs. Wright St. (1/22)
20 vs. Cleve. St. (1/1)	8 at Northern Ky. (1/16)	Assists	21 vs. Wright St. (1/23)	7 at Northern Ky. (1/16)
21 vs. Cleve. St. (1/2)	10 - 4x	Turnovers	21 vs. Cleve. St. (1/2)	8 vs. Wright St. (1/22)
7 vs. Tenn. St. (12/20)	0 - twice	Blocked Shots	3 - 3x	1 - 4x
15 vs. Cleve. St. (1/2)	4 - twice	Steals	14 vs. Cleve. St. (1/2)	3 at Northern Ky. (1/15)

2020-2021 GAME-BY-GAME LEADERS / STARTING FIVES

<i>Opponent</i>	<i>Starting 5 (alphabetically)</i>	<i>Points</i>	<i>Rebounds</i>	<i>Assists</i>	<i>Blocks</i>	<i>Steals</i>
Tennessee St.	Burk-DePersia-Goss-Harvey-Pandev	Burk (18)	Goss (16)	DePersia (8)	Goss (3)	Burk/DePersia (2)
Cleveland St.	Burk-DePersia-Goss-Minnett-Pandev	Burk (18)	Goss (12)	LaStrap (6)	Burk (2)	Burk/Minnett (2)
Cleveland St. at Milwaukee	Burk-DePersia-Goss-Harvey-Pandev	Burk (15)	Goss (10)	LaStrap (4)	Pandev/Shirley (1)	three tied w/ (3)
at Milwaukee	Burk-DePersia-Goss-Harvey-Seay	Harvey (18)	Goss (8)	DePersia (4)	none	Burk (3)
at Milwaukee	Burk-DePersia-Goss-Harvey-Minnett	Minnett (24)	Goss (13)	DePersia/Minnett (3)	Carrasco/DePersia (1)	DePersia (2)
at Northern Ky.	Burk-DePersia-Goss-McClure-Minnett	Burk (27)	Goss (7)	DePersia (3)	none	McClure (3)
at Northern Ky.	Burk-DePersia-Goss-McClure-Minnett	Burk (23)	Burk (6)	Minnett (4)	3 tied w/ (1)	Burk (6)
Wright St.	DePersia-Goss-McClure-Minnett-Seay	Minnett (17)	Goss (7)	McClure (3)	McClure/Stoltz (1)	four tied w/ (1)
Wright St.	Burk-DePersia-Goss-McClure-Minnett	Burk (32)	Goss (10)	DePersia/Minnett (4)	Burk (1)	Burk (3)
Milwaukee	Burk-DePersia-Goss-McClure-Minnett	Burk (26)	Goss (15)	Minnett (4)	Goss (3)	DePersia (2)
Milwaukee	Burk-DePersia-Goss-McClure-Minnett	Minnett (26)	Goss (14)	DePersia/Minnett (4)	Goss (2)	Minnett (3)
at Green Bay						
at Green Bay						
UIC						
UIC						
at Y'town St.						
at Y'town St.						
HL 1st Round						
HL 2nd Round						
HL Semis						
HL Finals						

2020-2021 COMPARISON STATISTICS

Opponent	1st	2nd	Score	Mar	Total FG	FG Pct	3-Pointers	3FG Pct	Free Throws	FT Pct	Rebounds	Assist	T/Over	Block	Steal	Fouls
TENNESSEE ST.	41/37	28/29	69-66	+3	22-60/27-69	.367/.391	7-20/3-17	.350/.176	18-27/9-15	.667/.600	40/47 (7)	14/14	17/17	7/3	6/8	16/24
CLEVELAND ST.	36/37	26/28	62-65	(3)	25-60/24-54	.417/.444	4-21/5-16	.190/.313	8-15/12-26	.533/.462	34/39 (5)	20/13	18/20	2/2	7/7	18/16
CLEVELAND ST.	28/28	21/31	49-59	(10)	19-52/23-52	.365/.442	5-24/4-18	.208/.222	6-8/9-14	.750/.643	29/37 (8)	13/12	21/21	2/2	15/14	15/14
Milwaukee	38/44	32/50	70-94	(24)	25-60/31-59	.417/.525	8-27/13-23	.296/.565	12-19/19-24	.632/.792	33/39 (6)	10/19	13/12	0/2	5/6	20/17
Milwaukee	38/40	25/31	63-71	(8)	22-54/29-52	.407/.558	10-25/4-14	.400/.286	9-13/9-14	.692/.643	28/33 (5)	11/13	15/16	2/1	6/9	20/15
Northern Ky.	28/30	46/39	74-69	+5	25-58/27-53	.431/.509	9-18/6-23	.500/.261	15-22/9-16	.682/.563	29/34 (5)	12/10	10/15	0/1	10/3	16/17
Northern Ky.	32/26	33/37	65-63	+2	25-57/23-48	.439/.479	11-30/4-13	.367/.308	4-10/13-19	.400/.684	29/31 (2)	8/7	14/18	3/3	8/7	18/12
WRIGHT ST.	28/46	37/49	65-95	(30)	26-70/37-65	.371/.569	6-25/6-18	.240/.333	7-10/15-20	.700/.750	32/44 (12)	10/18	10/8	2/1	4/9	18/9
WRIGHT ST.	27/41	45/59	72-100	(28)	29-64/34-61	.453/.557	6-20/13-27	.300/.481	8-11/19-23	.727/.826	25/40 (15)	14/21	13/13	1/2	8/6	21/10
MILWAUKEE	40/34	33/34	73-68	+5	27-63/26-61	.429/.426	7-25/8-24	.280/.333	12-18/8-9	.667/.889	42/31 +11	12/8	10/9	5/1	4/4	14/16
MILWAUKEE	35/29	41/54	76-83	(7)	21-65/28-57	.323/.491	9-27/6-19	.333/.316	25-29/21-27	.862/.778	39/40 (1)	12/15	10/12	2/3	6/5	24/21

Note: Game totals are displayed in the format TEAM/OPPONENT for each category

2020-2021 POINTS-REBOUNDS-ASSISTS

Opponent	Date	Score		00		02		04		05		10		12		14	
				MINNETT,JA	HARVEY,BOB	LASTRAP,BA	MCCLURE,NA	DEPERSIA,M	SEAY,AZARI	BURK,MARCU							
TENNESSEE ST.	12/12/20	69-66	w	DNP	7-1-0	9-1-0	2-2-0	10-4-8	7-3-2	18-4-2							
CLEVELAND ST.	01/01/21	62-65	L	10-3-3	3-0-0	9-5-6	0-0-1	0-0-5	8-1-0	18-2-2							
CLEVELAND ST.	01/02/21	49-59	L	0-2-2	5-2-0	4-3-4	0-3-1	0-1-2	14-3-0	15-2-0							
at Milwaukee	01/08/21	70-94	L	11-1-0	18-5-0	2-4-3	0-2-0	5-3-4	12-3-0	9-2-2							
at Milwaukee	01/09/21	63-71	L	24-1-3	5-3-0	0-0-0	3-2-1	3-3-3	0-1-2	15-2-2							
at Northern Ky.	01/15/21	74-69	w	18-3-1	10-2-0	0-0-1	6-5-1	6-5-3	2-0-2	27-2-2							
at Northern Ky.	01/16/21	65-63	w	18-5-4	3-4-1	0-0-0	5-1-0	4-0-1	6-2-1	23-6-1							
WRIGHT ST.	01/22/21	65-95	L	17-1-2	3-5-0	10-5-2	1-3-3	7-1-2	5-2-0	14-2-1							
WRIGHT ST.	01/23/21	72-100	L	12-0-4	5-3-0	3-0-2	2-2-1	5-1-4	9-0-0	32-5-1							
MILWAUKEE	01/29/21	73-68	w	14-1-4	5-4-2	2-0-0	3-6-2	8-6-1	2-0-1	26-6-1							
MILWAUKEE	01/30/21	76-83	L	26-1-4	3-3-0	0-0-0	9-4-0	0-4-4	4-1-1	19-4-2							

Opponent	Date	Score		20		23		24		32		33		50	
				STOLTZ,SAW	GEORGIADIS	CARRASCO,J	GOSS,ELYJA	PANDEV,DIM	SHIRLEY,AC						
TENNESSEE ST.	12/12/20	69-66	w	0-1-0	2-2-0	2-1-0	7-16-1	5-3-1	0-0-0						
CLEVELAND ST.	01/01/21	62-65	L	0-1-1	0-0-0	2-0-0	12-12-1	0-6-0	0-0-1						
CLEVELAND ST.	01/02/21	49-59	L	DNP	DNP	0-0-0	9-10-1	0-1-3	2-0-0						
at Milwaukee	01/08/21	70-94	L	0-0-0	0-1-0	0-0-0	8-8-1	3-2-0	2-1-0						
at Milwaukee	01/09/21	63-71	L	DNP	0-0-0	0-2-0	10-13-0	3-0-0	0-0-0						
at Northern Ky.	01/15/21	74-69	w	DNP	0-0-0	0-0-0	5-7-2	0-0-0	DNP						
at Northern Ky.	01/16/21	65-63	w	DNP	DNP	0-0-0	6-5-0	0-1-0	DNP						
WRIGHT ST.	01/22/21	65-95	L	0-2-0	0-1-0	0-1-0	6-7-0	DNP	2-1-0						
WRIGHT ST.	01/23/21	72-100	L	0-0-1	0-0-0	0-0-0	4-10-1	DNP	0-0-0						
MILWAUKEE	01/29/21	73-68	w	DNP	0-2-1	DNP	13-15-0	DNP	DNP						
MILWAUKEE	01/30/21	76-83	L	DNP	5-4-0	DNP	10-14-1	DNP	DNP						



Byron Rimm II is in his second season as head coach of the Jaguars after originally being named the program's interim head coach for the 2019-2020 season on Aug. 27, 2019. The ninth head coach in program history, Rimm originally joined the IUPUI program in October 2018 as the Jaguars' associate head coach.

In his first season as head coach, he piloted the team to a 7-25 mark, which included a resounding early season road win over

AAC foe South Florida. Under his leadership, guard Marcus Burk earned All-Horizon League honors and later entered his name in the NBA Draft, while forward Elyjah Goss was an All-Defensive Team selection and set a program record for single-season rebounds.

Rimm originally came to Indianapolis to serve as associate head coach during the 2018-2019 campaign, helping IUPUI to 16 wins - the program's most since a 19-win campaign in 2010-11. Included in the wins was a benchmark road win at ACC foe Boston College and a win of the Niagara Regional of the Fort Myers Tip-Off Classic during non-conference play. The Jaguars were later selected to play in the 2019 CIT, earning the program's third postseason appearance in the Division I era.

Rimm has an extensive background in college basketball including having served as head coach at Prairie View A&M from 2006-15, where he remains the program's all-time winningest coach with 115 victories. Under Rimm's direction, the program ascended to new heights, including back-to-back appearances in the SWAC tournament championship game in 2013 and 2014. Before Prairie View, the Pensacola, Fla.-native gained valuable experience on the West Coast, which included assistant coaching stops at Pasadena City College and Chaffey Community College from 1997-2000.

He directed Cal State San Bernardino to a No. 3 national ranking in NCAA Division II during the 2000 campaign and then took over the reins as the head women's basketball coach at Texas College in Tyler, Texas, guiding the team to a 20-12 mark in his lone season. At the time, the 20-12 mark was the most successful season in program history. He then had a four-year run as the head men's coach with Jarvis Christian College before joining Prairie View A&M as an assistant for the 2005-06 season. He was promoted to the head coaching spot the following season at age 32.

He coached Prairie View A&M to winning seasons in 2008-09 and 2009-10 and won 115 games during his time as head coach. His 2014 squad boasted the highest APR ranking among SWAC teams and also registered the best score in program history.

Since then, Rimm has served as the director of basketball operations at Texas A&M Corpus Christi in 2016-17 and as an assistant at UC Riverside in 2017-18.

Rimm played at Ventura College and California State University Los Angeles before earning his degree from Cal State, Los Angeles in 1999. He earned his master's degree in education from American InterContinental University in 2005.



THE RIMM FILE

- School:** Cal State, Los Angeles, '99
- Seasons with IUPUI:**3rd season
- Career Record:**..... 193-275 (15 years)
- Division I Record:** 126-223 (11 years)
- IUPUI Record:**..... 11-32 (2 years)
- Coaching Experience:**
 -1997-99, Asst. Coach, Pasadena C.C.
 - 1999-00, Asst. Coach, Chaffey College
 - 2000-01, Asst. Coach, Cal State San Bernadino
 -2001-02, Head Coach, Texas College (women)
 - 2002-05, Head Coach, Jarvis Christian
 - 2006-16, Head Coach, Prairie View A&M
 - 2016-17, Director of Ops., Texas A&M CC
 - 2017-18, Assistant Coach, UC Riverside
 - 2018-19, Associate Head Coach, IUPUI
 -2019-pres., Head Coach, IUPUI

Green Bay (7-4)
H: 3-2, A: 3-2, N: 1-0
D1 era: 7-2, OT: 0-0

1-8-1977	H	66-67	L
2-4-1978	A	59-86	L
11-24-2003	H	66-55	W
11-20-2004	A	53-68	L
11-22-2010	N	63-46	W
1-2-2018	A	67-63	W
1-12-2018	H	67-61	W
1-17-2019	A	76-70	W
2-24-2019	H	79-68	W
1-5-2020	A	93-78	W
2-6-2020	H	85-91	L

MINNETT GOES OVER 1,000 AS JAGS FALL TO GREEN BAY, 91-85

INDIANAPOLIS (Feb. 6, 2020)
 Junior Marcus Burk tallied a game-high 33 points and classmate Jaylen Minnett notched a career-high 32 points, including his 1,000th career tally, as the Jaguars fell at home to Green Bay, 91-85, on the department's third annual 'Readers Are Leaders' game at Indiana Farmers Coliseum.

Freshman Amari Davis paced five Green Bay (12-13, 7-5 HL) players in double-digits and JayQuan McCloud tossed in 20 points and six assists as the visiting Phoenix snapped a six-game losing streak against the Jaguars.

Fueled by its sharp shooting backcourt, the Jaguars nearly erased a 25-point deficit as they piled up 58 points after halftime behind 51 percent shooting and 10 second half treys.

"We fought until the end and that's all we can ask," head coach Byron Rimm II said. "They beat us on the glass and made more shots than we did in the first half, but we didn't quit and kept coming back at them. I liked our fight today and that we didn't back down.

"Whenever you've got two guys like Burk and Jaylen, you're never really out of any game and our guys know that."

After Minnett tied the score at 11 all with a contested drive at the 12:49 mark, the Jaguars' offense went dry and the Phoenix buried the hosts in a flurry of threes and second chance opportunities. The Phoenix stroked three straight threes to quickly push the lead to 20-11 to spark what would eventually become a 26-1 run. By the time Minnett drilled a trey at the 5:40 mark to stop a span of more than seven minutes without a field goal, the Jags were down 25. Green Bay repeatedly sawed through the Jaguars' defense for easy trips down the lane, or kicked out to shooters who connected on 7-of-13 (54 percent) first half three-point attempts. On the rare occasion the Phoenix missed, they were quick to rebound and gather second chance points as Green Bay grabbed 10 first half offensive boards, converting them into 15 second chance points.

After trailing 47-27 at the break, IUPUI opened the second half invigorated, playing in front of more than 2,000 raucous local third-graders.

IUPUI (6-19, 2-10 HL) got back within 13 before the first media timeout of the second half as Burk went on a personal scoring binge, primarily from midrange. That opened the door for Minnett, who hit three threes in a span of 81 seconds to cut the Green Bay lead back to 58-51 with 12:51 to play. IUPUI missed four chances on a single offensive trip to make it a two-possession game and Green Bay fired back with a improbable Hunter Crist tip-in of a McCloud miss to stretch the lead back to nine. The tip-in ignited a stretch of seven straight points from the guests that ultimately pushed the lead back to 14.

The Jaguars final run came late as Burk and Minnett teamed up on a 7-0 run with under four minutes to play, cutting the Green Bay lead back to 77-71. After making a three on the previous trip, Minnett scurried down the lane and rattled in a floater with 3:18 to play to make it a two-possession game. Green Bay repeatedly made its free throws late, even after Burk and Minnett connected on back-to-back threes in an eight second stretch, sandwiched around a Kameron Hankerson turnover against the Jaguars' full-court press.

Burk and Minnett, who entered play leading the country in combined threes made, added 10 to their total as Minnett hit a career-high eight treys and Burk splashed a pair. Minnett became the 24th player in IUPUI history to accumulate 1,000 career points and the 16th player to achieve the mark in three seasons or less.

"I think it's a testament to all the hard work I've put in," Minnett said as he reflected on the moment after the game. "I did it in honor of my grandmother, who passed away earlier this season, and did it on her birthday."

Grant Weatherford added eight points, six assists and five boards and Elyjah Goss closed with four points and 14 rebounds. Freshman Taveion White added a much needed lift off the bench with five points, six rebounds and two blocked shots before fouling out. The Jaguars continued to play without the quartet of starter Isaiah Williams and reserves Jamil Jackson Jr., Zo Tyson and Jakoby Kemp.

Green Bay 91 • 12-13,7-5 HL

##	Player	Total		3-Ptr		Rebounds			PF	TP	A	TO	Blk	Stl	Min
		FG-FGA	FG-FGA	FT-FTA	Off	Def	Tot								
15	Manny Patterson	r	1-6	0-0	0-0	5	1	6	1	2	0	3	1	1	17
33	Cody Schwartz	r	3-7	3-5	4-4	1	7	8	3	13	2	0	1	1	30
01	Amari Davis	g	9-18	0-0	4-4	4	2	6	3	22	1	1	0	0	30
11	JayQuan McCloud	g	8-15	1-3	3-4	0	2	2	3	20	6	3	0	2	34
21	Kameron Hankerson	g	4-13	2-6	8-8	1	8	9	0	18	3	2	1	2	34
02	PJ Pipes		3-6	2-4	2-2	0	4	4	3	10	2	1	0	0	30
12	Josh McNair		0-0	0-0	1-2	1	2	3	3	1	1	2	0	0	10
13	Trevian Bell		1-2	1-1	0-0	0	3	3	1	3	0	0	0	1	12
30	Hunter Crist		1-2	0-1	0-0	1	0	1	0	2	0	0	0	0	3
	Team					3	3	6							
	Totals		30-69	9-20	22-24	16	32	48	17	91	15	12	3	7	200

FG % 1st Half: 19-39	48.7%	2nd half: 11-30	36.7%	Game: 30-69	43.5%	Deadball
3FG % 1st Half: 7-13	53.8%	2nd half: 2-7	28.6%	Game: 9-20	45.0%	Rebounds
FT % 1st Half: 2-2	100.0%	2nd half: 20-22	90.9%	Game: 22-24	91.7%	2

IUPUI 85 • 6-19,2-10 HL

##	Player	Total		3-Ptr		Rebounds			PF	TP	A	TO	Blk	Stl	Min
		FG-FGA	FG-FGA	FT-FTA	Off	Def	Tot								
11	KENYON, Brandon	r	0-1	0-1	0-0	0	1	1	2	0	0	0	0	0	13
32	GOSS, Elyjah	r	2-6	0-0	0-0	3	11	14	4	4	1	2	0	0	39
00	MINNETT, Jaylen	g	11-27	8-18	2-3	0	1	1	3	32	3	3	0	0	37
14	BURK, Marcus	g	13-24	2-8	5-6	1	4	5	2	33	3	2	1	1	39
23	WEATHERFORD, Grant	g	2-10	2-5	2-2	3	2	5	2	8	6	2	0	0	39
10	DePERSIA, Mike		1-3	0-0	1-1	1	1	2	1	3	4	0	0	0	14
15	WHITE, Taveion		2-3	0-0	1-2	4	2	6	5	5	0	0	2	0	16
20	STOLTZ, Sawyer		0-0	0-0	0-0	0	0	0	1	0	1	0	0	0	3
	Team					1	0	1							
	Totals		31-74	12-32	11-14	13	22	35	20	85	18	9	3	1	200

FG % 1st Half: 9-31	29.0%	2nd half: 22-43	51.2%	Game: 31-74	41.9%	Deadball
3FG % 1st Half: 2-13	15.4%	2nd half: 10-19	52.6%	Game: 12-32	37.5%	Rebounds
FT % 1st Half: 7-9	77.8%	2nd half: 4-5	80.0%	Game: 11-14	78.6%	1,1

Officials: Peter Juzenas,Lewis Garrison,Bo Boroski
 Technical fouls: Green Bay-None. IUPUI-None.
 Attendance: 2394

Score by periods	1st	2nd	Total
Green Bay	47	44	91
IUPUI	27	58	85

	Points	In	Off	2nd	Fast	Bench
Green Bay	30	6	20	13	16	
IUPUI	28	14	14	12	8	

Last FG - GB 2nd-02:28, IUPUI 2nd-00:01.
 Largest lead - GB by 25 1st-06:08, IUPUI by 1 1st-15:56.
 GB led for 35:08. IUPUI led for 01:16. Game was tied for 03:36.

Score tied - 4 times.
 Lead changed - 4 times.

PLAYER BIOS



JAYLEN MINNETT (min-NET)

Senior | Guard
6-1 | 180
Terre Haute, Ind.
Terre Haute South

#0

Birthdate: July 24, 1999 (age 21)
Major: Sports Management

QUICK NOTES

2019 HL 6th Man of the Year... 2020-21 team captain...IUPUI's single-season (115) and career leader (262) in 3's made...tallied his 1,000th career point against GB on Feb. 6, becoming the 24th in school history to hit for 1,000 career points...62 career double-digit scoring games...had made a three in every game since Feb. 23, 2018 (69 straight), setting a new HL record and the 5th-longest streak in NCAA D1 history before his streak was snapped on Jan. 2...his 7.1 ppg as a freshman was the highest by an IUPUI rookie since Alex Young averaged 10.8 per game in 2008-09...named to the Indiana All-Star Team.

FAST NUMBERS

	SEASON	CAREER
DOUBLE DIGIT SCORING GAMES:	9	64
20+ POINT SCORING GAMES:	2	13
30+ POINT SCORING GAMES:	0	3
GAMES STARTED:	8	44

TIMES HE'S LED THE TEAM IN:	PTS	REB	AST	STL	BLK
(SEASON/CAREER)	3/21	0/1	5/32	3/20	0/4

CAREER/SEASON HIGHS

CAREER HIGH	CATEGORY	SEASON HIGH
32 vs. Green Bay (2/6/2020)	PTS	26 vs. Milwaukee (1/30/2021)
7 at UIC (2/22/2020)	REB	5 at Northern Kentucky (1/16/2021)
7 - twice	AST	4 - 4x
11 vs. Green Bay (2/6/2020)	FG	9 vs. Milwaukee (1/30/2021)
30 vs. Milwaukee (2/8/2020)	FGA	23 vs. Milwaukee (1/30/2021)
8 vs. Green Bay (2/6/2020)	3FG	4 at Milwaukee (1/9/2021)
19 vs. Milwaukee (2/8/2020)	3FGA	11 at Northern Kentucky (1/16/2021)
9 at Green Bay (1/5/2020)	FT	7 at Northern Kentucky (1/15/2021)
9 - twice	FTA	8 at Northern Kentucky (1/15/2021)
4 at South Florida (11/13/19)	STL	3 vs. Milwaukee (1/30/2021)
1 - 7x	BLK	1 vs. Milwaukee (1/29/2021)
44 vs. Milwaukee (2/8/2020)	MIN	38 vs. Milwaukee (1/30/2021)

GAME-BY-GAME

Opponent	MIN	FG	3FG	FT	O-D-T	PF	A	TO	B	S	PTS
Tennessee St.	did not play										
Cleveland St.*	28	4-13	2-7	0-0	2-1-3	4	3	5	0	2	10
Cleveland St.	23	0-5	0-2	0-0	0-2-2	1	2	2	0	1	0
at Milwaukee	22	4-10	3-6	0-0	0-1-1	1	0	2	0	1	11
at Milwaukee*	34	7-16	4-8	6-6	0-1-1	2	3	1	0	0	24
at Northern Ky.*	35	5-12	1-6	7-8	0-3-3	2	1	4	0	1	18
at Northern Ky.*	37	7-16	3-11	1-2	1-4-5	1	4	1	0	0	18
Wright St.*	29	7-17	3-9	0-0	0-1-0	0	2	2	0	1	17
Wright St.*	30	5-12	2-6	0-0	0-0-0	2	4	2	0	1	12
Milwaukee*	35	6-18	2-9	0-0	0-1-1	4	4	3	1	0	14
Milwaukee*	38	9-23	3-9	5-5	0-1-1	3	4	4	0	3	26
at Green Bay											
at Green Bay											
UIC											
UIC											
at Y'town St.											
at Y'town St.											
HL 1st Round											
HL 2nd Round											
HL Semis											
HL Finals											

* denotes starter

CAREER STATS

Season	GP-GS	MIN-Avg	FG	Pct.	3FG	Pct.	FT	Pct.
2017-18	30-4	630-21.0	69-173	.399	51-126	.405	24-30	.800
2018-19	33-1	790-23.9	131-368	.356	78-247	.316	55-63	.873
2019-20	32-31	1131-35.3	175-482	.363	115-315	.365	67-87	.770
2020-21	10-8	311-31.1	54-142	.380	23-73	.315	19-21	.905
TOTALS	105-44	2862-27.3	429-1165	.368	267-761	.351	165-201	.821

REBOUNDS

Season	O-D-REB-AVG.	PF-DQ	AST	TO	BLK	STL	PTS-PPG
2017-18	12-24-36-1.2	42-0	35	39	1	14	213-7.1
2018-19	10-58-68-2.1	53-0	65	49	2	29	395-12.0
2019-20	12-88-100-3.1	59-1	110	86	3	38	532-16.6
2020-21	3-15-18-1.8	20-0	27	26	1	10	150-15.0
TOTALS	37-185-222-2.1	174-1	237	200	7	91	1290-12.3



BOBBY HARVEY

Junior | Guard
6-3 | 200
Chicago, Ill.
Hillcrest (Wabash Valley J.C.)

#2

Birthdate: Nov. 20, 1999 (age 21)
Major: General Studies

QUICK NOTES

Joins the Jaguars from Wabash Valley J.C. where he averaged 11.9 points and hit 71 3's last season... helped Wabash Valley to a 21-11 mark last season... played his freshman year at Maryville University where he was voted to the GLVC All-Freshman Team... was one of the top players in the Chicagoland-area his senior year at Hillcrest where he was named the South Suburban Conference Player of the Year.

FAST NUMBERS

	SEASON	CAREER
DOUBLE DIGIT SCORING GAMES:	2	2
GAMES STARTED:	4	4

TIMES HE'S LED THE TEAM IN:	PTS	REB	AST	STL	BLK
(SEASON/CAREER)	1/1	0/0	0/0	0/0	1/1

CAREER/SEASON HIGHS

CAREER HIGH	CATEGORY	SEASON HIGH
18 at Milwaukee (1/8/2021)	PTS	18 at Milwaukee (1/8/2021)
5 - twice	REB	5 - twice
2 vs. Milwaukee (1/29/2021)	AST	2 vs. Milwaukee (1/29/2021)
6 at Milwaukee (1/8/2021)	FG	6 at Milwaukee (1/8/2021)
13 at Milwaukee (1/8/2021)	FGA	13 at Milwaukee (1/8/2021)
2 - twice	3FG	2 - twice
7 at Milwaukee (1/8/2021)	3FGA	7 at Milwaukee (1/8/2021)
4 at Milwaukee (1/8/2021)	FT	4 at Milwaukee (1/8/2021)
6 at Milwaukee (1/8/2021)	FTA	6 at Milwaukee (1/8/2021)
1 - 3x	STL	1 - 3x
1 - twice	BLK	1 - twice
30 vs. Tennessee St. (12/12/2020)	MIN	30 vs. Tennessee St. (12/12/2020)

GAME-BY-GAME

Opponent	MIN	FG	3FG	FT	O-D-T	PF	A	TO	B	S	PTS
Tennessee St.*	30	3-9	1-5	0-0	0-1-1	1	0	5	1	0	7
Cleveland St.	5	1-1	1-1	0-2	0-0-0	0	0	1	0	0	3
Cleveland St.*	23	2-8	1-6	0-0	0-2-2	1	0	1	0	1	5
at Milwaukee*	28	6-13	2-7	4-6	0-5-5	0	0	1	0	1	18
at Milwaukee*	25	2-7	1-4	0-0	1-2-3	4	0	3	0	0	5
at Northern Ky.	16	3-7	2-3	2-2	2-0-2	4	0	0	0	0	10
at Northern Ky.	27	1-6	1-4	0-1	1-3-4	3	1	2	1	0	3
Wright St.	17	1-2	1-2	0-0	0-5-5	2	0	1	0	0	3
Wright St.	18	2-4	1-2	0-0	0-3-3	2	0	0	0	0	5
Milwaukee	15	1-7	1-4	2-4	0-4-4	0	2	0	0	0	5
Milwaukee	13	1-1	1-1	0-0	0-3-3	1	0	0	0	1	3
at Green Bay											
at Green Bay											
UIC											
UIC											
at Y'town St.											
at Y'town St.											
HL 1st Round											
HL 2nd Round											
HL Semis											
HL Finals											

* denotes starter

CAREER STATS

Season	GP-GS	MIN-Avg	FG	Pct.	3FG	Pct.	FT	Pct.
2020-21	11-4	217-19.7	23-65	.354	13-39	.333	8-15	.533
TOTALS	11-4	217-19.7	23-65	.354	13-39	.333	8-15	.533

REBOUNDS

Season	O-D-REB-AVG.	PF-DQ	AST	TO	BLK	STL	PTS-PPG
2020-21	4-28-32-2.9	18-0	3	14	2	3	67-6.1
TOTALS	4-28-32-2.9	18-0	3	14	2	3	67-6.1

PLAYER BIOS



BAKARI LaSTRAP

Freshman | Guard
6-0 | 170
Houston, Texas
The Woodlands Christian Academy

#4

Birthdate: July 10, 2001 (age 19)
Major: Undeclared

QUICK NOTES

Jaguars lone freshman on the roster... joins the Jaguars from The Woodlands (Texas) Christian Academy where he won two TAPPS Class 4A state titles (2018 & 2020) and also earned a runner-up finish in 2019... named the All-Greater Houston Private School Player of the Year by the Houston Chronicle in 2020... capped a 21-point performance in the 2020 title game by catching a lob from a teammate for a dunk that received more than 12,000 views on Twitter... he and McClure are the 2nd and 3rd-ever players to come from Texas, joining Taveion White from last year.

FAST NUMBERS

	SEASON	CAREER
DOUBLE DIGIT SCORING GAMES:	1	1
GAMES STARTED:	0	0
DUNKS:	1	1

TIMES HE'S LED THE TEAM IN:	PTS	REB	AST	STL	BLK
(SEASON/CAREER)	0/0	0/0	2/2	1/1	0/0

CAREER/SEASON HIGHS

CAREER HIGH	CATEGORY	SEASON HIGH
10 vs. Wright State (1/22/2021)	PTS	10 vs. Wright State (1/22/2021)
5 - twice	REB	5 - twice
6 vs. Cleveland St. (1/1/2021)	AST	6 vs. Cleveland St. (1/1/2021)
4 vs. Wright State (1/22/2021)	FG	4 vs. Wright State (1/22/2021)
10 vs. Wright State (1/22/2021)	FGA	10 vs. Wright State (1/22/2021)
1 - twice	3FG	1 - twice
2 vs. Wright State (1/22/2021)	3FGA	2 vs. Wright State (1/22/2021)
3 - twice	FT	3 - twice
5 vs. Tennessee St. (12/12/2020)	FTA	5 vs. Tennessee St. (12/12/2020)
3 vs. Cleveland St. (1/2/2021)	STL	3 vs. Cleveland St. (1/2/2021)
---	BLK	---
27 - twice	MIN	27 - twice

GAME-BY-GAME

Opponent	MIN	FG	3FG	FT	O-D-T	PF	A	TO	B	S	PTS
Tennessee St.	14	3-6	0-1	3-5	0-1-1	0	0	0	0	1	9
Cleveland St.	27	3-8	0-1	3-4	3-2-5	4	6	3	0	1	9
Cleveland St.	21	1-4	1-1	1-2	0-3-3	4	4	2	0	3	4
at Milwaukee	15	1-3	0-1	0-0	0-4-4	1	3	2	0	0	2
at Milwaukee	4	0-1	0-0	0-0	0-0-0	0	0	0	0	0	0
at Northern Ky.	3	0-0	0-0	0-0	0-0-0	0	1	0	0	0	0
at Northern Ky.	5	0-0	0-0	0-0	0-0-0	1	0	1	0	0	0
Wright St.	27	4-10	0-2	2-2	2-3-5	1	2	3	0	0	10
Wright St.	14	1-3	1-1	0-2	0-0-0	1	2	3	0	1	3
Milwaukee	8	0-1	0-0	2-2	0-0-0	1	0	0	0	0	2
Milwaukee	1	0-1	0-0	0-0	0-0-0	0	0	0	0	0	0
at Green Bay											
at Green Bay											
UIC											
UIC											
at Y'town St.											
at Y'town St.											
HL 1st Round											
HL 2nd Round											
HL Semis											
HL Finals											

* denotes starter

CAREER STATS

Season	GP-GS	MIN-Avg	FG	Pct.	3FG	Pct.	FT	Pct.
2020-21	11-0	139-12.6	13-37	.351	2-7	.286	11-17	.647
TOTALS	11-0	139-12.6	13-37	.351	2-7	.286	11-17	.647

REBOUNDS

Season	O-D-REB-AVG.	PF-DQ	AST	TO	BLK	STL	PTS-PPG
2020-21	5-13-18-1.6	13-0	18	14	0	6	39-3.5
TOTALS	5-13-18-1.6	13-0	18	14	0	6	39-3.5



NATHAN McClURE

Sophomore | Guard
6-4 | 175
Houston, Texas
Concordia Lutheran (State Fair C.C.)

#5

Birthdate: Feb. 18, 2000 (age 20)
Major: General Studies

QUICK NOTES

Transferred to IUPUI from State Fair (Mo.) C.C. where he teamed with Dimitri Georgiadis... was a 3rd Team NJCAA Academic All-American at State Fair last season after averaging 4.6 points and 1.6 assists per game... spent his freshman campaign at Texas State where he redshirted... was a two-time TAPPS 6A All-State honoree at Concordia Lutheran (Texas) High School... was a first team all-state honoree his senior year... helped Concordia Lutheran to a 43-1 record and TAPPS 6A state title his final year... he and LaStrap are the 2nd and 3rd-ever players to come from Texas, joining Taveion White from last year.

FAST NUMBERS

	SEASON	CAREER
DOUBLE DIGIT SCORING GAMES:	0	0
GAMES STARTED:	6	6

TIMES HE'S LED THE TEAM IN:	PTS	REB	AST	STL	BLK
(SEASON/CAREER)	0/0	0/0	1/1	1/1	2/2

CAREER/SEASON HIGHS

CAREER HIGH	CATEGORY	SEASON HIGH
9 vs. Milwaukee (1/30/2021)	PTS	9 vs. Milwaukee (1/30/2021)
6 vs. Milwaukee (1/29/2021)	REB	6 vs. Milwaukee (1/29/2021)
3 vs. Wright State (1/22/2021)	AST	3 vs. Wright State (1/22/2021)
2 - twice	FG	2 - twice
6 vs. Wright State (1/23/2021)	FGA	6 vs. Wright State (1/23/2021)
1 - 4x	3FG	1 - 4x
3 - 4x	3FGA	3 - 4x
6 vs. Milwaukee (1/30/2021)	FT	6 vs. Milwaukee (1/30/2021)
6 vs. Milwaukee (1/30/2021)	FTA	6 vs. Milwaukee (1/30/2021)
3 at Northern Kentucky (1/15/2021)	STL	3 at Northern Kentucky (1/15/2021)
1 - twice	BLK	1 - twice
28 vs. Milwaukee (1/30/2021)	MIN	28 vs. Milwaukee (1/30/2021)

GAME-BY-GAME

Opponent	MIN	FG	3FG	FT	O-D-T	PF	A	TO	B	S	PTS
Tennessee St.	16	1-5	0-1	0-0	1-1-2	1	0	2	0	0	2
Cleveland St.	10	0-1	0-1	0-0	0-0-0	0	1	1	0	0	0
Cleveland St.	6	0-1	0-1	0-0	1-2-3	0	1	1	0	1	0
at Milwaukee	5	0-0	0-0	0-0	1-1-2	1	0	2	0	0	0
at Milwaukee	12	1-2	1-2	0-0	0-2-2	1	1	0	0	1	3
at Northern Ky.*	24	2-5	0-1	2-4	5-0-5	3	1	0	0	3	6
at Northern Ky.*	13	2-3	1-2	0-0	0-1-1	2	0	1	1	0	5
Wright St.*	22	0-5	0-3	1-2	2-1-3	2	3	1	1	0	1
Wright St.*	21	1-6	0-3	0-0	1-1-2	3	1	2	0	1	2
Milwaukee*	25	1-3	1-3	0-0	4-2-6	2	2	2	0	1	3
Milwaukee*	28	1-3	1-3	6-6	1-3-4	3	0	0	0	1	9
at Green Bay											
at Green Bay											
UIC											
UIC											
at Y'town St.											
at Y'town St.											
HL 1st Round											
HL 2nd Round											
HL Semis											
HL Finals											

* denotes starter


CAREER STATS

Season	GP-GS	MIN-Avg	FG	Pct.	3FG	Pct.	FT	Pct.
2020-21	11-6	182-16.5	9-34	.265	4-20	.200	9-12	.750
TOTALS	11-6	182-16.5	9-34	.265	4-20	.200	9-12	.750

REBOUNDS

Season	O-D-REB-AVG.	PF-DQ	AST	TO	BLK	STL	PTS-PPG
2020-21	16-14-30-2.7	18-0	10	12	2	8	31-2.8
TOTALS	16-14-30-2.7	18-0	10	12	2	8	31-2.8

PLAYER BIOS



MIKE DePERSIA

#10

Sophomore | Guard
5-11 | 170
Cherry Hill, N.J.
Haddonfield Memorial

Birthdate: Apr. 30, 2000 (age 20)
Major: Finance

QUICK NOTES

2020-21 Team Captain... appeared in all 32 games last year and was a two-time Horizon League Freshman of the Week... set an IUPUI freshman Division I-era record with 85 assists last season... had a 3.05 assist-to-turnover ratio in league games... starting PG on two-time New Jersey state champion Haddonfield Memorial team... named South Jersey Player of the Decade... the DePersia family is one of just four families in N.J. high school history to have three siblings all score 1,000 career points as his twin brothers, Nick and Rob, also hit for 1,000 career pts.

FAST NUMBERS

	SEASON	CAREER			
DOUBLE DIGIT SCORING GAMES:	1	2			
GAMES STARTED:	11	21			
TIMES HE'S LED THE TEAM IN:	PTS	REB	AST	STL	BLK
(SEASON/CAREER)	0/0	0/0	6/15	4/11	2/2

CAREER/SEASON HIGHS

CAREER HIGH	CATEGORY	SEASON HIGH
11 vs. Cleveland St. (12/30/19)	PTS	10 vs. Tennessee St. (12/12/2020)
6 - twice	REB	6 vs. Milwaukee (1/29/2021)
8 - twice	AST	8 vs. Tennessee St. (12/12/2020)
4 vs. Milwaukee (1/29/2021)	FG	4 vs. Milwaukee (1/29/2021)
6 - 3x	FGA	6 - twice
1 - 9x	3FG	1 - 5x
3 - 3x	3FGA	3 vs. Wright State (1/23/2021)
6 vs. Wright St. (1/10/2020)	FT	3 vs. Tennessee St. (12/12/2020)
10 vs. Wright St. (1/10/2020)	FTA	4 vs. Tennessee St. (12/12/2020)
3 - 4x	STL	2 - 5x
1 - twice	BLK	1 - twice
37 - twice	MIN	37 at Northern Kentucky (1/15/2021)

GAME-BY-GAME

Opponent	MIN	FG	3FG	FT	O-D-T	PF	A	TO	B	S	PTS
Tennessee St.*	36	3-6	1-1	3-4	2-2-4	3	8	3	0	2	10
Cleveland St.*	13	0-1	0-0	0-0	0-0-0	2	5	0	0	1	0
Cleveland St.*	13	0-2	0-2	0-0	0-1-1	1	2	3	0	2	0
at Milwaukee*	17	1-1	1-1	2-3	1-2-3	3	4	0	0	0	5
at Milwaukee*	36	1-3	0-1	1-3	0-3-3	3	3	2	1	2	3
at Northern Ky.*	37	2-4	0-1	2-3	0-5-5	2	3	1	0	2	6
at Northern Ky.*	28	1-3	1-2	1-2	0-0-0	2	1	2	1	1	4
Wright St.*	29	2-6	1-2	2-2	0-1-1	0	2	0	0	1	7
Wright St.*	27	2-5	1-3	0-0	0-1-1	4	4	2	0	1	5
Milwaukee*	32	4-5	0-1	0-0	0-6-6	3	1	0	0	2	8
Milwaukee*	30	0-4	0-2	0-0	1-3-4	3	4	0	0	1	0
at Green Bay											
at Green Bay											
UIC											
UIC											
at Y'town St.											
at Y'town St.											
HL 1st Round											
HL 2nd Round											
HL Semis											
HL Finals											

* denotes starter

CAREER STATS

Season	GP-GS	MIN-Avg	FG	Pct.	3FG	Pct.	FT	Pct.
2019-20	32-10	701-21.9	28-82	.341	4-34	.118	22-41	.537
2020-21	11-11	289-27.1	16-40	.400	5-16	.313	11-17	.647
TOTALS	43-21	999-23.2	44-122	.361	9-50	.180	33-58	.569

REBOUNDS

Season	O-D-REB-AVG.	PF-DQ	AST	TO	BLK	STL	PTS-PPG
2019-20	22-48-70-2.2	60-1	85	42	0	33	82-2.6
2020-21	4-24-28-2.5	26-0	37	13	2	15	48-4.4
TOTALS	26-72-98-2.3	86-1	122	55	2	48	130-3.0



AZARIAH SEAY

(AZ-uh-rye-uh) (SAY)

#12

Junior | Guard
6-4 | 195
Montgomery, Ala.
Robert E. Lee (Blinn College)

Birthdate: Dec. 18, 1999 (age 21)
Major: General Studies

QUICK NOTES

Nickname is AZ... joined the Jaguars after spending last season at Blinn (Texas) College... played his freshman campaign at Alabama State, where Coach Rimm was on staff prior to coming to IUPUI... averaged 13.5 points and shot 49 percent from the floor last season at Blinn... made 19 appearances as a true freshman at Alabama State in 2018-19... was a three-time All-Metro performer in Montgomery, Ala., and a member of the Super State Team... was the Jaguars' first commit in his recruiting class... is IUPUI's first-ever player from the state of Alabama.

FAST NUMBERS

	SEASON	CAREER			
DOUBLE DIGIT SCORING GAMES:	2	2			
GAMES STARTED:	2	2			
TIMES HE'S LED THE TEAM IN:	PTS	REB	AST	STL	BLK
(SEASON/CAREER)	0/0	0/0	0/0	1/1	0/0

CAREER/SEASON HIGHS

CAREER HIGH	CATEGORY	SEASON HIGH
14 vs. Cleveland St. (1/2/2021)	PTS	14 vs. Cleveland St. (1/2/2021)
3 - 4x	REB	3 - 3x
4 vs. Birmingham-Southern (11/14/18)	AST	2 - 3x
6 vs. Cleveland St. (1/2/2021)	FG	6 vs. Cleveland St. (1/2/2021)
10 vs. Wright State (1/22/2021)	FGA	10 vs. Wright State (1/22/2021)
3 at Akron (11/28/18)	3FG	2 - 3x
5 at Northern Kentucky (1/16/2021)	3FGA	5 at Northern Kentucky (1/16/2021)
2 at Jackson State (3/12/19)	FT	1 - 5x
2 - 5x	FTA	2 - 4x
2 - twice	STL	2 at Northern Kentucky (1/15/2021)
1 vs. Birmingham-Southern (11/14/18)	BLK	---
25 at Milwaukee (1/8/2021)	MIN	25 at Milwaukee (1/8/2021)

GAME-BY-GAME

Opponent	MIN	FG	3FG	FT	O-D-T	PF	A	TO	B	S	PTS
Tennessee St.	13	2-5	2-3	1-2	1-2-3	0	2	1	0	1	7
Cleveland St.	14	4-8	0-2	0-0	0-1-1	1	0	0	0	0	8
Cleveland St.	18	6-9	2-4	0-0	1-2-3	2	0	3	0	0	14
at Milwaukee*	25	5-8	1-4	1-2	0-3-3	3	0	1	0	0	12
at Milwaukee	17	0-3	0-1	0-0	0-1-1	2	2	0	0	1	0
at Northern Ky.	10	1-1	0-0	0-0	0-0-0	1	2	0	0	2	2
at Northern Ky.	12	2-6	2-5	0-0	0-2-2	3	1	1	0	0	6
Wright St.	16	2-10	0-4	1-1	1-1-2	3	0	1	0	1	5
Wright St.	18	4-7	0-2	1-2	0-0-0	2	0	1	0	0	9
Milwaukee	9	1-4	0-2	0-0	0-0-0	0	1	0	0	0	2
Milwaukee	11	1-4	1-3	1-2	1-0-1	2	1	0	0	0	4
at Green Bay											
at Green Bay											
UIC											
UIC											
at Y'town St.											
at Y'town St.											
HL 1st Round											
HL 2nd Round											
HL Semis											
HL Finals											

* denotes starter

CAREER STATS

Season	GP-GS	MIN-Avg	FG	Pct.	3FG	Pct.	FT	Pct.
2018-19*	19-0	127-6.7	12-41	.293	6-24	.250	4-7	.571
2020-21	11-2	163-14.8	28-65	.431	8-30	.267	5-9	.556
TOTALS	11-2	163-14.8	28-65	.431	8-30	.267	5-9	.556

REBOUNDS

Season	O-D-REB-AVG.	PF-DQ	AST	TO	BLK	STL	PTS-PPG
2018-19*	8-9-7-0.9	21-0	8	7	1	6	34-1.8
2020-21	4-12-16-1.5	19-0	9	8	0	5	69-6.3
TOTALS	4-12-16-1.5	19-0	9	8	0	5	69-6.3

*at Alabama State / TOTALS only reflect IUPUI totals

PLAYER BIOS



MARCUS BURK

Senior | Guard
6-3 | 195
Indianapolis, Ind.
Franklin Central (Campbell)

#14

Birthdate: Sept. 27, 1997 (age 23)
Major: General Studies

QUICK NOTES

2nd Team All-Horizon Leaguer last season and preseason 1st teamer this year... 2020-21 team captain... his 21.3 ppg scoring average last year was the highest by an IUPUI player since George Hill's 21.5 mark in 2007-2008... two-time Horizon League Player of the Week last season... hit 93 3's and totaled 682 points in his first year at IUPUI... born in Gary, Ind... played his first two seasons at Campbell... he and teammate Chris Clemons (42 pts, 10-14 3's) each hit 10 3's in a game against Liberty on Jan. 22, 2018... has 1,629 career points between IUPUI and Campbell.

FAST NUMBERS

	SEASON	CAREER			
DOUBLE DIGIT SCORING GAMES:	10	39			
20+ POINT SCORING GAMES:	4	23			
30+ POINT SCORING GAMES:	1	5			
DOUBLE DIGIT REBOUNDING GAMES:	0	1			
DOUBLE-DOUBLES:	0	1			
GAMES STARTED:	10	42			
DUNKS:	2	6			
TIMES HE'S LED THE TEAM IN: (SEASON/CAREER)	PTS 7/30	REB 1/3	AST 0/2	STL 7/16	BLK 2/9

CAREER/SEASON HIGHS

CAREER HIGH	CATEGORY	SEASON HIGH
39 at Oakland (1/25/20)	PTS	32 vs. Wright State (1/23/2021)
10 at Detroit Mercy (1/23/20)	REB	6 - twice
7 vs. The Citadel (12/14/17)	AST	2 - 6x
13 - twice	FG	13 vs. Wright State (1/23/2021)
24 - twice	FGA	21 at Northern Kentucky (1/15/2021)
10 at Liberty (1/23/18)	3FG	6 at Northern Kentucky (1/15/2021)
16 at Liberty (1/23/18)	3FGA	9 vs. Milwaukee (1/30/2021)
9 - twice	FT	6 vs. Milwaukee (1/30/2021)
13 vs. Milwaukee (2/8/2020)	FTA	7 vs. Tennessee St. (12/12/2020)
6 at Northern Kentucky (1/16/2021)	STL	6 at Northern Kentucky (1/16/2021)
2 - twice	BLK	2 vs. Cleveland St. (1/1/2021)
44 at Oakland (1/25/20)	MIN	39 vs. Milwaukee (1/30/2021)

GAME-BY-GAME

Opponent	MIN	FG	3FG	FT	O-D-T	PF	A	TO	B	S	PTS
Tennessee St.*	36	6-15	2-6	4-7	0-4-4	1	2	1	1	2	18
Cleveland St.*	37	8-15	1-6	1-2	0-2-2	2	2	1	2	2	18
Cleveland St.*	33	5-12	1-6	4-4	0-2-2	4	0	6	0	3	15
at Milwaukee*	32	3-17	1-8	2-2	0-2-2	2	2	2	0	3	9
at Milwaukee*	27	6-14	3-8	0-0	0-2-2	4	2	4	0	1	15
at Northern Ky.*	35	10-21	6-7	1-3	1-1-2	2	2	3	0	2	27
at Northern Ky.*	38	9-15	3-6	2-3	2-4-6	4	1	5	0	6	23
Wright St.	17	6-9	1-3	1-1	0-2-2	0	1	1	0	1	14
Wright St.*	32	13-20	1-3	5-5	1-4-5	2	1	1	1	3	32
Milwaukee*	36	10-18	3-6	3-4	2-4-6	1	1	4	0	0	26
Milwaukee*	39	5-18	3-9	6-6	0-4-4	4	2	2	0	0	19
at Green Bay											
at Green Bay											
UIC											
UIC											
at Y'town St.											
at Y'town St.											
HL 1st Round											
HL 2nd Round											
HL Semis											
HL Finals											

* denotes starter

CAREER STATS

Season	GP-GS	MIN-Avg	FG	Pct.	3FG	Pct.	FT	Pct.
2016-17*	36-12	754-20.9	96-224	.429	67-167	.401	29-37	.784
2017-18*	33-32	1050-31.8	173-353	.490	91-226	.403	51-60	.850
2019-20	32-32	1116-34.9	237-548	.432	93-241	.386	115-147	.782
2020-21	11-10	362-32.9	81-174	.466	25-68	.368	29-37	.784
TOTALS	43-42	1478-34.4	318-722	.440	118-309	.382	144-184	.783

REBOUNDS

Season	O-D-REB-AVG.	PF-DQ	AST	TO	BLK	STL	PTS-PPG
2016-17*	9-78-87-2.4	51-0	28	25	3	17	288-8.0
2017-18*	19-100-119-3.6	58-1	38	45	8	42	488-14.8
2019-20	18-92-110-3.4	88-2	62	77	8	37	682-21.3
2020-21	6-31-37-3.4	26-0	16	30	4	23	216-19.6
TOTALS	24-123-147-3.4	114-2	78	107	12	60	898-20.9

*at Campbell | TOTALS only reflect IUPUI totals



AMRIT DHALIWAL

(AM-rit) (DOLL-ee-woll)

Sophomore | Guard
6-0 | 175
Modesto, Calif.
Central Catholic (Modesto C.C.)

#15

Birthdate: Dec. 3, 1998 (age 22)
Major: Political Science

QUICK NOTES

Non-scholarship addition who intends on joining the team for the second semester... played last season at Modesto (Calif.) J.C. where he averaged a team-high 13.9 points and 2.8 assists per game... hit a team-high 61 threes and had five games of 20 or more... spent the 2018-2019 season at Fresno State, where he redshirted the season... won a 2017 CIF State Championship at Central Catholic (Calif.) High School, helping his squad to a 26-8 overall record... sixth IUPUI player in school history from California and first since Khufu Najee.

FAST NUMBERS

	SEASON	CAREER			
DOUBLE DIGIT SCORING GAMES:	0	0			
GAMES STARTED:	0	0			
TIMES HE'S LED THE TEAM IN: (SEASON/CAREER)	PTS 0/0	REB 0/0	AST 0/0	STL 0/0	BLK 0/0

CAREER/SEASON HIGHS

CAREER HIGH	CATEGORY	SEASON HIGH
---	PTS	---
---	REB	---
---	AST	---
---	FG	---
---	FGA	---
---	3FG	---
---	3FGA	---
---	FT	---
---	FTA	---
---	STL	---
---	BLK	---
---	MIN	---

GAME-BY-GAME

Opponent	MIN	FG	3FG	FT	O-D-T	PF	A	TO	B	S	PTS
Tennessee St.											did not play
Cleveland St.											did not play
Cleveland St.											did not play
at Milwaukee											did not play
at Milwaukee											did not play
at Northern Ky.											did not play
at Northern Ky.											did not play
Wright St.											did not play
Wright St.											did not play
Milwaukee											did not play
Milwaukee											did not play
at Green Bay											did not play
at Green Bay											did not play
UIC											did not play
UIC											did not play
at Y'town St.											did not play
at Y'town St.											did not play
HL 1st Round											did not play
HL 2nd Round											did not play
HL Semis											did not play
HL Finals											did not play

* denotes starter

CAREER STATS

Season	GP-GS	MIN-Avg	FG	Pct.	3FG	Pct.	FT	Pct.
2020-21	0-0	0-0.0	0-0	.000	0-0	.000	0-0	.000
TOTALS	0-0	0-0.0	0-0	.000	0-0	.000	0-0	.000

REBOUNDS

Season	O-D-REB-AVG.	PF-DQ	AST	TO	BLK	STL	PTS-PPG
2020-21	0-0-0-0.0	0-0	0	0	0	0	0-0.0
TOTALS	0-0-0-0.0	0-0	0	0	0	0	0-0.0

PLAYER BIOS



SAWYER STOLTZ

Sophomore | Forward
6-9 | 200
Huntington, Ind.
Huntington North

#20

Birthdate: May 3, 2000 (age 20)
Major: Undeclared

QUICK NOTES

Non-scholarship addition to the team played three seasons at Huntington North where he was an HM All-State honoree following a senior year in which he averaged 13.2 points and 5.8 rebounds per game... was a 2nd team Northeast 8 Conference (NE8) honoree... played AAU basketball for Indiana Elite.

FAST NUMBERS

	SEASON	CAREER
DOUBLE DIGIT SCORING GAMES:	0	0
GAMES STARTED:	0	0

TIMES HE'S LED THE TEAM IN:	PTS	REB	AST	STL	BLK
(SEASON/CAREER)	0/0	0/0	0/0	0/0	1/2

CAREER/SEASON HIGHS

CAREER HIGH	CATEGORY	SEASON HIGH
---	PTS	---
2 - twice	REB	2 vs. Wright State (1/22/2021)
1 - 3x	AST	1 - twice
---	FG	---
1 - 4x	FGA	1 - twice
---	3FG	---
---	3FGA	---
---	FT	---
2 vs. Wright State (1/22/2021)	FTA	2 vs. Wright State (1/22/2021)
1 vs. Wright State (1/23/2021)	STL	1 vs. Wright State (1/23/2021)
1 - twice	BLK	1 vs. Wright State (1/22/2021)
9 at UIC (3/3/2020)	MIN	6 vs. Wright State (1/22/2021)

GAME-BY-GAME

Opponent	MIN	FG	3FG	FT	O-D-T	PF	A	TO	B	S	PTS
Tennessee St.	2	0-1	0-0	0-0	1-0-1	1	0	0	0	0	0
Cleveland St.	3	0-1	0-0	0-0	0-1-1	0	1	0	0	0	0
Cleveland St.					did not play						
at Milwaukee	4	0-0	0-0	0-0	0-0-0	0	0	0	0	0	0
at Milwaukee					did not play						
at Northern Ky.					did not play						
at Northern Ky.					did not play						
Wright St.	6	0-0	0-0	0-2	1-1-2	0	0	0	1	0	0
Wright St.	4	0-0	0-0	0-0	0-0-0	1	1	0	0	1	0
Milwaukee					did not play						
Milwaukee					did not play						
at Green Bay											
at Green Bay											
UIC											
UIC											
at Y'town St.											
at Y'town St.											
HL 1st Round											
HL 2nd Round											
HL Semis											
HL Finals											

* denotes starter

CAREER STATS

Season	GP-GS	MIN-Avg	FG	Pct.	3FG	Pct.	FT	Pct.
2019-20	10-0	31-3.1	0-2	.000	0-0	.000	0-0	.000
2020-21	5-0	19-3.8	0-2	.000	0-0	.000	0-2	.000
TOTALS	15-0	50-3.3	0-4	.000	0-0	.000	0-2	.000

REBOUNDS

Season	O-D-REB-AVG.	PF-DQ	AST	TO	BLK	STL	PTS-PPG
2019-20	1-4-5-0.5	5-0	1	3	1	0	0-0.0
2020-21	2-2-4-0.8	2-0	2	0	1	1	0-0.0
TOTALS	3-6-9-0.6	7-0	3	3	2	1	0-0.0



DIMITRI GEORGIADIS

(jor-gee-ODD-diss)

Junior | Forward
6-9 | 245
Richmond, Va.
Benedictine College Prep (State Fair C.C.)

#23

Birthdate: May 19, 1999 (age 21)
Major: Communication Studies

QUICK NOTES

Known as Meech by teammates... transfer from State Fair C.C. played in 27 games, making 17 starts and was a teammate of Nathan McClure... averaged 3.9 points, 5.9 rebounds per game while shooting 42% from the floor... led the team in blocked shots (20)... played his freshman season at The Citadel (6 games total)... first language is Romanian... father Basil was a collegiate swimmer at Lawrence University and mother Gabriela played college basketball at Transylvania University in Romania... played for the Romanian U18 National Team in 2017... just second-ever IUPUI player from Virginia (Matt Crenshaw).

FAST NUMBERS

	SEASON	CAREER
DOUBLE DIGIT SCORING GAMES:	0	0
GAMES STARTED:	0	0

TIMES HE'S LED THE TEAM IN:	PTS	REB	AST	STL	BLK
(SEASON/CAREER)	0/0	0/0	0/0	0/0	0/0

CAREER/SEASON HIGHS

CAREER HIGH	CATEGORY	SEASON HIGH
5 - twice	PTS	5 vs. Milwaukee (1/30/2021)
4 vs. Milwaukee (1/30/2021)	REB	4 vs. Milwaukee (1/30/2021)
1 - 3x	AST	1 vs. Milwaukee (1/29/2021)
2 - twice	FG	1 vs. Milwaukee (1/30/2021)
3 - 2x	FGA	1 - twice
---	3FG	---
---	3FGA	---
3 vs. Milwaukee (1/30/2021)	FT	3 vs. Milwaukee (1/30/2021)
4 vs. Milwaukee (1/30/2021)	FTA	4 vs. Milwaukee (1/30/2021)
3 vs. Johnson (Fla.) (11/14/18)	STL	---
1 - twice	BLK	1 - twice
10 vs. Mid-Atlantic Christian (11/12/18)	MIN	9 vs. Milwaukee (1/30/2021)

GAME-BY-GAME

Opponent	MIN	FG	3FG	FT	O-D-T	PF	A	TO	B	S	PTS
Tennessee St.	4	0-0	0-0	2-2	0-2-2	1	0	1	1	0	2
Cleveland St.	1	0-0	0-0	0-0	0-0-0	0	0	0	0	0	0
Cleveland St.					did not play						
at Milwaukee	4	0-0	0-0	0-0	0-1-1	1	0	0	0	0	0
at Milwaukee	2	0-0	0-0	0-0	0-0-0	1	0	1	0	0	0
at Northern Ky.	2	0-0	0-0	0-0	0-0-0	0	0	0	0	0	0
at Northern Ky.					did not play						
Wright St.	5	0-1	0-0	0-0	1-0-1	3	0	0	0	0	0
Wright St.	6	0-0	0-0	0-0	0-0-0	0	0	0	0	0	0
Milwaukee	4	0-0	0-0	0-0	1-1-2	0	1	0	1	0	0
Milwaukee	9	1-1	0-0	3-4	3-1-4	4	0	0	0	0	5
at Green Bay											
at Green Bay											
UIC											
UIC											
at Y'town St.											
at Y'town St.											
HL 1st Round											
HL 2nd Round											
HL Semis											
HL Finals											

* denotes starter

CAREER STATS

Season	GP-GS	MIN-Avg	FG	Pct.	3FG	Pct.	FT	Pct.
2018-19*	6-0	27-4.5	4-7	.571	0-0	.000	1-1	1.000
2020-21	9-0	37-4.1	1-2	.500	0-0	.000	5-6	.833
TOTALS	9-0	37-4.1	1-2	.500	0-0	.000	5-6	.833

REBOUNDS

Season	O-D-REB-AVG.	PF-DQ	AST	TO	BLK	STL	PTS-PPG
2018-19*	2-3-5-0.8	2-0	1	1	0	3	9-1.5
2020-21	5-5-10-1.1	10-0	1	2	2	0	7-0.8
TOTALS	5-5-10-1.1	10-0	1	2	2	0	7-0.8

*at The Citadel | TOTALS only reflect IUPUI totals

PLAYER BIOS



JONAH CARRASCO
(cuh-RASS-ko) **#24**

Junior | Forward
6-9 | 220
Wichita, Kan.
Wichita North (Otero J.C.)

Birthdate: Jan. 19, 1999 (age 22)
Major: General Studies

QUICK NOTES

Started all 32 games at Otero (Colo.) College last season, averaging 5.7 points and 4.0 rebounds per game while helping the Rattlers to a 25-7 record... played his freshman year at Navarro J.C. where he was a 3rd Team NJCAA Academic All-American... played in 18 games that season, averaging 2.5 points and 1.8 rebounds per game... was a standout at Wichita North (Kan.) High School before playing a postgraduate season at Next Level Prep (Kan.)... he is IUPUI's first-ever player from the state of Kansas.

FAST NUMBERS

	SEASON	CAREER
DOUBLE DIGIT SCORING GAMES:	0	0
GAMES STARTED:	0	0
DUNKS:	1	1

TIMES HE'S LED THE TEAM IN:	PTS	REB	AST	STL	BLK
(SEASON/CAREER)	0/0	0/0	0/0	0/0	1/1

CAREER/SEASON HIGHS

CAREER HIGH	CATEGORY	SEASON HIGH
2 - twice	PTS	2 - twice
2 at Milwaukee (1/9/2021)	REB	2 at Milwaukee (1/9/2021)
---	AST	---
1 - twice	FG	1 - twice
1 - 4x	FGA	1 - 4x
---	3FG	---
---	3FGA	---
---	FT	---
1 vs. Tennessee St. (12/12/2020)	FTA	1 vs. Tennessee St. (12/12/2020)
---	STL	---
1 - twice	BLK	1 - twice
7 - twice	MIN	7 - twice

GAME-BY-GAME

Opponent	MIN	FG	3FG	FT	O-D-T	PF	A	TO	B	S	PTS
Tennessee St.	3	1-1	0-0	0-1	1-0-1	1	0	0	1	0	2
Cleveland St.	7	1-1	0-0	0-0	0-0-0	1	0	2	0	0	2
Cleveland St.	7	0-0	0-0	0-0	0-0-0	0	0	2	0	0	0
at Milwaukee	7	0-0	0-0	0-0	0-0-0	2	0	0	0	0	0
at Milwaukee	3	0-0	0-0	0-0	0-2-2	0	0	0	1	0	0
at Northern Ky.	2	0-1	0-0	0-0	0-0-0	0	0	0	0	0	0
at Northern Ky.	1	0-0	0-0	0-0	0-0-0	0	0	1	0	0	0
Wright St.	5	0-1	0-0	0-0	1-0-1	1	0	0	0	0	0
Wright St.	2	0-0	0-0	0-0	0-0-0	0	0	1	0	0	0
Milwaukee											did not play
Milwaukee											did not play
at Green Bay											
at Green Bay											
UIC											
UIC											
at Y'town St.											
at Y'town St.											
HL 1st Round											
HL 2nd Round											
HL Semis											
HL Finals											

* denotes starter

CAREER STATS

Season	GP-GS	MIN-Avg	FG	Pct.	3FG	Pct.	FT	Pct.
2020-21	9-0	37-4.1	2-4	.500	0-0	.000	0-1	.000
TOTALS	9-0	37-4.1	2-4	.500	0-0	.000	0-1	.000

REBOUNDS

Season	O-D-REB-AVG.	PF-DQ	AST	TO	BLK	STL	PTS-PPG
2020-21	2-2-4-0.4	5-0	0	6	2	0	4-0.4
TOTALS	2-2-4-0.4	5-0	0	6	2	0	4-0.4



ELYJAH GOSS
(same as Elijah) **#32**

Senior | Forward
6-7 | 215
Bolingbrook, Ill.
Plainfield East

Birthdate: April 28, 1998 (age 22)
Major: Nutrition/Sport Tourism Certificate

QUICK NOTES

2020 Horizon League All-Defensive Team selection... 2020-21 team captain... set a school record with 369 rebounds last season and is on pace to become the program's all-time leader in rebounds... owns six career games of 17 boards or more, including having grabbed a school record 21 in a game last year... owns 35 career double-digit rebound games and 17 double-doubles... tied IUPUI's D1 record with 12 double-doubles last season... already earned his degree in Sports Management and is now pursuing certificates in nutrition and sport tourism... named to the NABC Honors Court last season.

FAST NUMBERS

	SEASON	CAREER
DOUBLE DIGIT SCORING GAMES:	4	28
20+ POINT SCORING GAMES:	0	1
DOUBLE DIGIT REBOUNDING GAMES:	7	37
DOUBLE-DOUBLES:	4	19
GAMES STARTED:	11	45
DUNKS:	3	69

TIMES HE'S LED THE TEAM IN:	PTS	REB	AST	STL	BLK
(SEASON/CAREER)	0/1	9/53	0/3	1/13	3/36

CAREER/SEASON HIGHS

CAREER HIGH	CATEGORY	SEASON HIGH
23 vs. Detroit Mercy (2/29/20)	PTS	13 vs. Milwaukee (1/29/2021)
21 vs. IU South Bend (12/10/19)	REB	16 vs. Tennessee St. (12/12/2020)
4 at Oakland (1/25/20)	AST	2 at Northern Kentucky (1/15/2021)
11 vs. Detroit Mercy (2/29/20)	FG	4 - 4x
15 vs. Detroit Mercy (2/29/20)	FGA	10 vs. Milwaukee (1/30/2021)
2 at Boston College (11/14/18)	3FG	---
3 - 4x	3FGA	1 vs. Tennessee St. (12/12/2020)
6 vs. Cleveland State (1/10/19)	FT	5 - twice
10 vs. Youngstown State (12/28/19)	FTA	8 vs. Milwaukee (1/29/2021)
3 vs. Cleveland St. (1/2/2021)	STL	3 vs. Cleveland St. (1/2/2021)
6 at Milwaukee (1/3/20)	BLK	3 - twice
40 - twice	MIN	38 - 3x

GAME-BY-GAME

Opponent	MIN	FG	3FG	FT	O-D-T	PF	A	TO	B	S	PTS
Tennessee St.*	28	1-5	0-1	5-6	3-13-16	3	1	2	3	0	7
Cleveland St.*	38	4-7	0-0	4-5	3-9-12	3	1	4	0	1	12
Cleveland St.*	38	4-5	0-0	1-2	3-7-10	1	1	0	0	3	9
at Milwaukee*	29	3-6	0-0	2-5	1-7-8	3	1	2	0	0	8
at Milwaukee*	33	4-7	0-0	2-4	1-12-13	1	0	3	0	1	10
at Northern Ky.*	33	2-7	0-0	1-2	5-2-7	2	2	1	0	0	5
at Northern Ky.*	38	3-8	0-0	0-2	2-3-5	2	0	0	0	1	6
Wright St.*	23	3-6	0-0	0-0	1-6-7	3	0	1	0	0	6
Wright St.*	26	1-6	0-0	2-2	2-8-10	4	1	1	0	0	4
Milwaukee*	36	4-7	0-0	5-8	6-9-15	3	0	1	3	1	13
Milwaukee*	31	3-10	0-0	4-6	8-6-14	4	1	4	2	0	10
at Green Bay											
at Green Bay											
UIC											
UIC											
at Y'town St.											
at Y'town St.											
HL 1st Round											
HL 2nd Round											
HL Semis											
HL Finals											

* denotes starter

CAREER STATS

Season	GP-GS	MIN-Avg	FG	Pct.	3FG	Pct.	FT	Pct.
2017-18	30-0	414-13.8	41-93	.441	4-13	.308	22-29	.759
2018-19	31-25	710-22.9	79-150	.527	7-24	.292	46-65	.708
2019-20	32-29	995-31.1	116-238	.487	1-16	.063	58-104	.558
2020-21	11-11	353-32.1	32-74	.432	0-1	.000	26-42	.619
TOTALS	104-65	2472-23.8	268-555	.483	12-54	.222	152-240	.633

REBOUNDS

Season	O-D-REB-AVG.	PF-DQ	AST	TO	BLK	STL	PTS-PPG
2017-18	38-68-106-3.5	46-0	12	20	11	12	108-3.6
2018-19	61-135-196-6.3	51-0	23	28	24	19	211-6.8
2019-20	123-246-369-11.5	82-2	28	50	33	16	291-9.1
2020-21	35-82-117-10.6	29-0	8	19	8	7	90-8.2
TOTALS	257-531-788-7.6	208-2	71	117	76	54	700-6.7

PLAYER BIOS



DIMITAR PANDEV
(DIM-ee-tar) (PAN-dev) **#33**
Junior | Forward
6-10 | 225
Strumica, Macedonia
The Skill Factory (Clarendon College)

Birthdate: Oct. 9, 1997 (age 23)
Major: General Studies

QUICK NOTES

Nicknamed Panda by teammates... final addition to the Jaguars' recruiting class this past season... transferred to IUPUI from Clarendon (Texas) College where he averaged 3.5 points and 4.0 rebounds per game... played his freshman year at Salt Lake (Utah) C.C.... played for U20 North Macedonia in the U20 European Championships during the 2017-18 international season... later played for the Atlanta-based The Skill Factory upon coming to the U.S.... just the third European to play for the Jags, joining Petar Macura (Croatia) and Michal Vavrek (Slovakia).

FAST NUMBERS

	SEASON	CAREER
DOUBLE DIGIT SCORING GAMES:	0	0
GAMES STARTED:	3	3

TIMES HE'S LED THE TEAM IN:	PTS	REB	AST	STL	BLK
(SEASON/CAREER)	0/0	0/0	0/0	0/0	1/1

CAREER/SEASON HIGHS

CAREER HIGH	CATEGORY	SEASON HIGH
5 vs. Tennessee St. (12/12/2020)	PTS	5 vs. Tennessee St. (12/12/2020)
6 vs. Cleveland St. (1/1/2021)	REB	6 vs. Cleveland St. (1/1/2021)
3 vs. Cleveland St. (1/2/2021)	AST	3 vs. Cleveland St. (1/2/2021)
2 vs. Tennessee St. (12/12/2020)	FG	2 vs. Tennessee St. (12/12/2020)
7 vs. Tennessee St. (12/12/2020)	FGA	7 vs. Tennessee St. (12/12/2020)
1 - twice	3FG	1 - twice
3 vs. Cleveland St. (1/1/2021)	3FGA	3 vs. Cleveland St. (1/1/2021)
1 at Milwaukee (1/8/2021)	FT	1 at Milwaukee (1/8/2021)
2 vs. Cleveland St. (1/1/2021)	FTA	2 vs. Cleveland St. (1/1/2021)
1 vs. Cleveland St. (1/2/2021)	STL	1 vs. Cleveland St. (1/2/2021)
1 vs. Cleveland St. (1/2/2021)	BLK	1 vs. Cleveland St. (1/2/2021)
16 vs. Cleveland St. (1/2/2021)	MIN	16 vs. Cleveland St. (1/2/2021)

GAME-BY-GAME

Opponent	MIN	FG	3FG	FT	O-D-T	PF	A	TO	B	S	PTS
Tennessee St.*	15	2-7	1-2	0-0	1-2-3	2	1	1	0	0	5
Cleveland St.*	15	0-4	0-3	0-2	2-4-6	1	0	1	0	0	0
Cleveland St.*	16	0-4	0-2	0-0	0-1-1	0	3	1	1	1	0
at Milwaukee	5	1-1	0-0	1-1	1-1-2	0	0	0	0	0	3
at Milwaukee	5	1-1	1-1	0-0	0-0-0	2	0	1	0	0	3
at Northern Ky.	3	0-0	0-0	0-0	0-0-0	0	0	0	0	0	0
at Northern Ky.	1	0-0	0-0	0-0	1-0-1	0	0	0	0	0	0
Wright St.					did not play						
Wright St.					did not play						
Milwaukee					did not play						
Milwaukee					did not play						
at Green Bay											
at Green Bay											
UIC											
UIC											
at Y'town St.											
at Y'town St.											
HL 1st Round											
HL 2nd Round											
HL Semis											
HL Finals											

* denotes starter

CAREER STATS

Season	GP-GS	MIN-Avg	FG	Pct.	3FG	Pct.	FT	Pct.
2020-21	7-3	60-8.6	4-17	.235	2-8	.250	1-3	.333
TOTALS	7-3	60-8.6	4-17	.235	2-8	.250	1-3	.333

REBOUNDS

Season	O-D-REB-AVG.	PF-DQ	AST	TO	BLK	STL	PTS-PPG
2020-21	5-8-13-1.9	5-0	4	4	1	1	11-1.6
TOTALS	5-8-13-1.9	5-0	4	4	1	1	11-1.6



ACTON SHIRLEY **#50**
Junior | Center
7-0 | 260
Zebulon, Ga.
Pike County (Saddleback College)

Birthdate: May 3, 2000 (age 20)
Major: General Studies

QUICK NOTES

Third 7-footer in IUPUI history (Bill Van Senus & Ahmed Ismail)... joined Jags from Saddleback (Calif.) College where he averaged 4.0 points and 1.7 rebounds per game and shot 76% from the floor and 84% from the line last season... redshirted as a freshman at Gardner-Webb in 2017-18 before playing a season at North Georgia in 2018-19... starred at Pike County High School in Zebulon, Ga. (50 miles south of Atlanta) where he competed in basketball, wrestling and track & field... named Class 3A South All-State as a senior... third IUPUI player ever from Georgia (Mike Lunday & D.A. Harvey)

FAST NUMBERS

	SEASON	CAREER
DOUBLE DIGIT SCORING GAMES:	0	0
GAMES STARTED:	0	0
DUNKS:	1	1

TIMES HE'S LED THE TEAM IN:	PTS	REB	AST	STL	BLK
(SEASON/CAREER)	0/0	0/0	0/0	0/0	1/1

CAREER/SEASON HIGHS

CAREER HIGH	CATEGORY	SEASON HIGH
2 - 3x	PTS	2 - 3x
1 - twice	REB	1 - twice
1 vs. Cleveland St. (1/1/2021)	AST	1 vs. Cleveland St. (1/1/2021)
1 - 3x	FG	1 - 3x
3 vs. Wright State (1/22/2021)	FGA	3 vs. Wright State (1/22/2021)
---	3FG	---
---	3FGA	---
---	FT	---
---	FTA	---
---	STL	---
1 vs. Cleveland St. (1/2/2021)	BLK	1 vs. Cleveland St. (1/2/2021)
7 at Milwaukee (1/8/2021)	MIN	7 at Milwaukee (1/8/2021)

GAME-BY-GAME

Opponent	MIN	FG	3FG	FT	O-D-T	PF	A	TO	B	S	PTS
Tennessee St.	3	0-0	0-0	0-0	0-0-0	2	0	0	0	0	0
Cleveland St.	2	0-0	0-0	0-0	0-0-0	0	1	0	0	0	0
Cleveland St.	2	1-2	0-0	0-0	0-0-0	1	0	0	1	0	2
at Milwaukee	7	1-1	0-0	0-0	1-0-1	3	0	1	0	0	2
at Milwaukee	2	0-0	0-0	0-0	0-0-0	0	0	0	0	0	0
at Northern Ky.					did not play						
at Northern Ky.					did not play						
Wright St.	4	1-3	0-0	0-0	1-0-1	3	0	0	0	0	2
Wright St.	2	0-1	0-0	0-0	0-0-0	0	0	0	0	0	0
Milwaukee					did not play						
Milwaukee					did not play						
at Green Bay											
at Green Bay											
UIC											
UIC											
at Y'town St.											
at Y'town St.											
HL 1st Round											
HL 2nd Round											
HL Semis											
HL Finals											

* denotes starter

CAREER STATS

Season	GP-GS	MIN-Avg	FG	Pct.	3FG	Pct.	FT	Pct.
2020-21	7-0	22-3.1	3-7	.429	0-0	.000	0-0	.000
TOTALS	7-0	22-3.1	3-7	.429	0-0	.000	0-0	.000

REBOUNDS

Season	O-D-REB-AVG.	PF-DQ	AST	TO	BLK	STL	PTS-PPG
2020-21	2-0-2-0.3	9-0	1	1	1	0	6-0.9
TOTALS	2-0-2-0.3	9-0	1	1	1	0	6-0.9

RECORD BOOKS

CAREER RECORDS

Scoring

Rk.	Pts	Name	Year(s)
1.	2,556	Carlos Knox	1994-98
2.	2,454	Aldray Gibson	1983-87
3.	2,286	Alex Young	2008-12
4.	1,928	Jesse Bingham	1985-89
5.	1,619	George Hill	2004-08
6.	1,558	Jared Lux	1992-95
7.	1,464	Leroy Nobles	2007-11
8.	1,447	Kim King	1978-83
9.	1,395	Todd Schabel	1985-89
10.	1,373	Ron Angevine	1979-83
11.	1,340	Don Carlisle	1997-01
12.	1,319	Brandon Cole	2002-06
13.	1,290	Jaylen Minnett	2017-pr.
14.	1,247	Eric McKay	1982-85
15.	1,182	Charles Price	1997-02
16.	1,170	Odell Bradley	2002-04
17.	1,134	Greg Wright	1987-90
18.	1,131	Robert Glenn	2008-10
19.	1,127	Jeff Roach	1985-88
20.	1,123	Martin Reedus	1987-90
21.	1,103	Bob Woodford	1973-77
22.	1,049	Chad Pate	1991-93
23.	1,042	Darell Combs	2015-17
24.	1,014	Jon Avery	2006-10
--	898	Marcus Burk	2019-pr.

Three Point Field Goals Made

Rk.	3FG	Name	Year(s)
1.	267	Jaylen Minnett	2017-pres.
2.	238	Brandon Cole	2002-06
3.	215	Rodney Thomas	1996-00
4.	208	Carlos Knox	1994-98
5.	202	Alex Young	2008-12
6.	196	Gary Patterson	2006-09
7.	186	Leroy Nobles	2007-11
	186	Akeem Clark	2003-05

Three Point Field Goals Attempted

Rk.	3FGA	Name	Year(s)
1.	761	Jaylen Minnett	2017-pres.
2.	673	Brandon Cole	2002-06
3.	576	Alex Young	2008-12
4.	499	Carlos Knox	1994-98
5.	490	Akeem Clark	2003-05
6.	468	Leroy Nobles	2007-11
7.	459	Gary Patterson	2006-09

Rebounds

Rk.	Reb	Name	Year(s)
1.	788	Elyjah Goss	2017-pr.
2.	769	Don Carlisle	1997-01
3.	703	Brandon Cole	2002-06
	703	Jesse Bingham	1985-89
5.	688	Charles Price	1997-02
6.	668	Alex Young	2008-12
7.	639	Tony Long	1987-91
8.	632	Billy Pettiford	2006-10
9.	623	Eric McKay	1982-85
10.	602	Evan Hall	2014-19

Blocked Shots

Rk.	Blk	Name	Year(s)
1.	165	Charles Price	1997-02
2.	118	David Dickey	1994-98
3.	100	Robert Glenn	2008-10
4.	93	Evan Hall	2014-19
5.	89	Alex Young	2008-12
6.	88	Mitch Patton	2010-14
7.	83	Billy Pettiford	2006-10
8.	82	Jon Avery	2006-10
9.	76	Elyjah Goss	2017-pr.
10.	71	Angelo Smith	2005-07
11.	66	Marcellus Barksdale	2011-16
t-12.	64	James Booyer	2003-05
t-12.	64	Don Carlisle	1997-01
t-12.	64	Anthony Winburn	1995-97

SINGLE SEASON RECORDS

Total Rebounds

Rk.	Reb	Name	Year
1.	369	Elyjah Goss	2019-20
2.	337	Dale Taylor	1975-76
3.	294	Jesse Bingham	1988-89

Rebound Average

Rk.	RPG	Name	Year
1.	12.48	Dale Taylor	1975-76
2.	11.53	Elyjah Goss	2019-20
3.	9.35	Dale Taylor	1976-77
4.	8.94	Eric McKay	1983-84
5.	8.76	Anthony Winburn	1995-96

Double-Doubles (D1 era only)

Rk.	DD	Name	Year
1.	12	Elyjah Goss	2019-20
	12	Odell Bradley	2003-04
3.	10	Josh Murray	2002-03
4.	9	George Hill	2007-08

Threes Made

Rk.	3FG	Name	Year
1.	115	Jaylen Minnett	2019-20
2.	109	Akeem Clark	2003-04
3.	96	Carlos Knox	1997-98
4.	93	Marcus Burk	2019-20
	93	Gary Patterson	2007-08
6.	90	Camron Justice	2018-19
7.	84	Bryan Buchanan	2001-02
8.	81	Brandon Cole	2005-06
9.	78	Jaylen Minnett	2018-19
10.	77	Akeem Clark	2004-05
	77	Josh Mullins	2002-03

SINGLE GAME RECORDS

Rebounds

Rk.	Reb	Name	Date
1.	21	Elyjah Goss vs. IUSB	12-10-2019
2.	20	Michael Boles vs. IUSB	3-7-1993
	20	Austris Purvlicis vs. IPFW	1-18-1975
4.	19	Lyonell Gaines vs. IUN	12-11-2012
	19	Tony Hawkins vs. Purdue Cal.	1-15-1982
6.	18	Elyjah Goss at UIC	2-22-2020
	18	Elyjah Goss at Oakland	1-25-2020
	18	Elyjah Goss vs. Y'town St.	12-28-2019
	18	Odell Bradley vs. Ball St.	12-20-2003
	18	Rhett Dallas vs. Ind. Tech	1-23-1993
	18	Jesse Bingham vs. Anderson	11-23-1987
	18	Troy Fitts vs. Marian	2-25-1986
12.	17	Elyjah Goss at Green Bay	1-5-2020
	17	Elyjah Goss at Morehead St.	12-4-2019
	17	D.A. Harvey vs. Ind. Tech	11-28-2001
	17	Tony Long vs. S. Indiana	12-10-1989

Blocked Shots

Rk.	Blk	Name	Date
1.	7	John Hester vs. Ind. Tech	1-21-1997
2.	6	Elyjah Goss at Milwaukee	1-3-2020
	6	Charles Price vs. Indiana St.	12-20-2000
	6	Charles Price vs. Wilberforce	11-18-2000
5.	5	16 different times	

Threes Made in a Game

Rk.	3FG	Name	Date
1.	13	Rodney Thomas vs. Wilberforce	2-24-1997
2.	11	Gary Patterson vs. Southern Utah	1-31-2008
3.	9	Gary Patterson vs. Oral Roberts	2-22-2007
	9	Akeem Clark vs. East Tennessee St.	12-27-2003
	9	Carlos Knox vs. Okla. Panhandle St.	1-5-1998
	9	Nick David vs. Virgin Islands	11-22-1997
7.	8	Jaylen Minnett vs. Green Bay	2-6-2020
	8	Marcus Burk at Oakland	1-25-2020
	8	6 other times	

LAST FOUR BOX SCORES

GAME #8 • WRIGHT ST. 95, IUPUI 65 (INDIANAPOLIS, IND. - INDIANA FARMERS COLISEUM)

Wright St. 95 • 10-4-8-3 Horizon

#	Player	Total		3-Ptr		Rebounds			PF	TP	A	TO	Blk	Stl	Min
		FG-FGA	FG-FGA	FT-FTA	Off	Def	Tot								
21	Grant Basile	f	8-11	0-1	8-8	1	7	8	1	24	4	2	0	4	26
11	Loudon Love	c	8-15	0-0	0-3	3	8	11	0	16	2	1	1	0	24
01	Trey Calvin	g	4-11	2-7	2-2	0	3	3	0	12	4	1	0	1	28
02	Tanner Holden	g	6-7	1-1	2-3	2	3	5	1	15	1	1	0	0	30
24	Tim Finke	g	5-11	0-4	1-2	2	2	4	2	11	1	0	0	3	30
00	Jaylon Hall	g	2-3	1-2	0-0	0	5	5	0	5	1	0	0	0	26
03	Alex Huibregtse	g	1-3	1-2	0-0	0	1	1	2	3	1	0	0	0	13
05	Andre Harris	g	0-0	0-0	0-0	0	1	1	1	0	1	1	0	0	4
20	Andy Neff	g	0-0	0-0	0-0	0	0	0	0	0	0	0	0	0	3
22	Andrew Welage	g	1-1	0-0	2-2	0	1	1	0	4	3	1	0	1	7
23	James Manns	g	2-3	1-1	0-0	0	0	0	1	5	0	1	0	0	5
32	TJ Nagy	g	0-0	0-0	0-0	0	1	1	1	0	0	0	0	0	4
	Team					1	3	4							
	Totals		37-65	6-18	15-20	9	35	44	9	95	18	8	1	9	200

FG % 1st Half: 19-35 54.3% 2nd half: 18-30 60.0% Game: 37-65 56.9% Deadball Rebounds 2
 3FG % 1st Half: 3-10 30.0% 2nd half: 3-8 37.5% Game: 6-18 33.3%
 FT % 1st Half: 5-8 62.5% 2nd half: 10-12 83.3% Game: 15-20 75.0%

IUPUI 65 • 3-5,2-5 Horizon

#	Player	Total		3-Ptr		Rebounds			PF	TP	A	TO	Blk	Stl	Min
		FG-FGA	FG-FGA	FT-FTA	Off	Def	Tot								
32	GOSS, Elyjah	f	3-6	0-0	0-0	1	6	7	3	6	0	1	0	0	23
00	MINNETT, Jaylen	g	7-17	3-9	0-0	0	1	1	0	17	2	2	0	1	29
05	McCLURE, Nathan	g	0-5	0-3	1-2	2	1	3	2	1	3	1	1	0	22
10	DePERSIA, Mike	g	2-6	1-2	2-2	0	1	1	0	7	2	0	0	1	29
12	SEAY, Azariah	g	2-10	0-4	1-1	1	1	2	3	5	0	1	0	1	16
02	HARVEY, Bobby	g	1-2	1-2	0-0	0	5	5	2	3	0	1	0	0	17
04	LaSTRAP, Bakari	g	4-10	0-2	2-2	2	3	5	1	10	2	3	0	0	27
14	BURK, Marcus	g	6-9	1-3	1-1	0	2	2	0	14	1	1	0	1	17
20	STOLTZ, Sawyer	g	0-0	0-0	0-2	1	1	2	0	0	0	0	1	0	6
23	GEORGIADIS, Dimitri	g	0-1	0-0	0-0	1	0	1	3	0	0	0	0	0	5
24	CARRASCO, Jonah	g	0-1	0-0	0-0	1	0	1	1	0	0	0	0	0	5
50	SHIRLEY, Acton	g	1-3	0-0	0-0	1	0	1	3	2	0	0	0	0	4
	Team					0	1	1							
	Totals		26-70	6-25	7-10	10	22	32	18	65	10	10	2	4	200

FG % 1st Half: 11-32 34.4% 2nd half: 15-38 39.5% Game: 26-70 37.1% Deadball Rebounds 2
 3FG % 1st Half: 2-11 18.2% 2nd half: 4-14 28.6% Game: 6-25 24.0%
 FT % 1st Half: 4-4 100.0 2nd half: 3-6 50.0% Game: 7-10 70.0%

Officials: Jourdan Love, Jerry Scherzinger, Jon Campbell
 Technical fouls: Wright St.-None. IUPUI-None.
 Attendance:

Score by periods	1st	2nd	Total
Wright St.	46	49	95
IUPUI	28	37	65

Last FG - WSU 2nd-01:36, IUPUI 2nd-00:18.
 Largest lead - WSU by 37 2nd-02:22, IUPUI by 4 1st-17:39.
 WSU led for 36:40. IUPUI led for 01:09. Game was tied for 02:11.

In	Off	2nd	Fast	Bench
Points	Paint	T/O	Chance	Break
WSU	52	14	10	7
IUPUI	32	9	2	0

Score tied - 2 times.
 Lead changed - 2 times.

GAME #9 • WRIGHT ST. 100, IUPUI 72 (INDIANAPOLIS, IND. - INDIANA FARMERS COLISEUM)

Wright St. 100 • 11-4-9-3 Horizon

#	Player	Total		3-Ptr		Rebounds			PF	TP	A	TO	Blk	Stl	Min
		FG-FGA	FG-FGA	FT-FTA	Off	Def	Tot								
21	Grant Basile	f	7-8	3-3	3-4	2	4	6	0	20	2	1	2	0	29
11	Loudon Love	c	5-11	0-0	3-5	2	6	8	1	13	2	4	0	0	24
01	Trey Calvin	g	4-9	2-6	0-0	0	2	2	3	10	6	2	0	0	29
02	Tanner Holden	g	5-10	0-2	6-6	2	5	7	0	16	4	2	0	2	33
24	Tim Finke	g	6-9	4-5	0-0	1	5	6	1	16	3	3	0	3	30
00	Jaylon Hall	g	4-7	3-6	2-2	1	1	2	2	13	3	0	0	1	24
03	Alex Huibregtse	g	1-4	1-4	0-0	0	2	2	2	3	1	0	0	0	11
05	Andre Harris	g	2-2	0-0	0-0	1	1	2	1	4	0	0	0	0	4
20	Andy Neff	g	0-0	0-0	2-2	0	1	1	0	2	0	0	0	0	4
22	Andrew Welage	g	0-0	0-0	0-0	0	0	0	0	0	0	1	0	0	4
23	James Manns	g	0-1	0-1	3-4	0	1	1	0	3	0	0	0	0	4
32	TJ Nagy	g	0-0	0-0	0-0	0	0	0	0	0	0	0	0	0	4
	Team					1	2	3							
	Totals		34-61	13-27	19-23	10	30	40	10	100	21	13	2	6	200

FG % 1st Half: 15-35 42.9% 2nd half: 19-26 73.1% Game: 34-61 55.7% Deadball Rebounds 2
 3FG % 1st Half: 5-15 33.3% 2nd half: 8-12 66.7% Game: 13-27 48.1%
 FT % 1st Half: 6-6 100.0 2nd half: 13-17 76.5% Game: 19-23 82.6%

IUPUI 72 • 3-6,2-6 Horizon

#	Player	Total		3-Ptr		Rebounds			PF	TP	A	TO	Blk	Stl	Min
		FG-FGA	FG-FGA	FT-FTA	Off	Def	Tot								
32	GOSS, Elyjah	f	1-6	0-0	2-2	2	8	10	4	4	1	1	0	0	26
00	MINNETT, Jaylen	g	5-12	2-6	0-0	0	0	0	2	12	4	2	0	1	30
05	McCLURE, Nathan	g	1-6	0-3	0-0	1	1	2	3	2	1	2	0	1	21
10	DePERSIA, Mike	g	2-5	1-3	0-0	0	1	1	4	5	4	2	0	1	27
14	BURK, Marcus	g	13-20	1-3	5-5	1	4	5	2	32	1	1	1	3	32
02	HARVEY, Bobby	g	2-4	1-2	0-0	0	3	3	2	5	0	0	0	0	18
04	LaSTRAP, Bakari	g	1-3	1-1	0-2	0	0	0	1	3	2	3	0	1	14
12	SEAY, Azariah	g	4-7	0-2	1-2	0	0	0	2	9	0	1	0	0	18
20	STOLTZ, Sawyer	g	0-0	0-0	0-0	0	0	0	1	0	1	0	0	1	4
23	GEORGIADIS, Dimitri	g	0-0	0-0	0-0	0	0	0	0	0	0	0	0	0	6
24	CARRASCO, Jonah	g	0-0	0-0	0-0	0	0	0	0	0	0	1	0	0	2
50	SHIRLEY, Acton	g	0-1	0-0	0-0	0	0	0	0	0	0	0	0	0	2
	Team					3	1	4							
	Totals		29-64	6-20	8-11	7	18	25	21	72	14	13	1	8	200

FG % 1st Half: 11-31 35.5% 2nd half: 18-33 54.5% Game: 29-64 45.3% Deadball Rebounds 1,1
 3FG % 1st Half: 2-10 20.0% 2nd half: 4-10 40.0% Game: 6-20 30.0%
 FT % 1st Half: 3-4 75.0% 2nd half: 5-7 71.4% Game: 8-11 72.7%

Officials: Jourdan Love, Jerry Scherzinger, Jon Campbell
 Technical fouls: Wright St.-None. IUPUI-None.
 Attendance:

Score by periods	1st	2nd	Total
Wright St.	41	59	100
IUPUI	27	45	72

Last FG - WSU 2nd-02:00, IUPUI 2nd-00:15.
 Largest lead - WSU by 30 2nd-04:09, IUPUI by 1 1st-16:37.
 WSU led for 37:56. IUPUI led for 00:43. Game was tied for 01:21.

In	Off	2nd	Fast	Bench
Points	Paint	T/O	Chance	Break
WSU	52	14	10	7
IUPUI	32	9	2	0

Score tied - 2 times.
 Lead changed - 2 times.

Score tied - 1 time.
 Lead changed - 2 times.

GAME #10 • IUPUI 73, MILWAUKEE 68 (INDIANAPOLIS, IND. - INDIANA FARMERS COLISEUM)

Milwaukee 68 • 6-6,5-5 Horizon

#	Player	Total		3-Ptr		Rebounds			PF	TP	A	TO	Blk	Stl	Min
		FG-FGA	FG-FGA	FT-FTA	Off	Def	Tot								
05	C.J. Wilbourn	f	1-5	0-1	0-0	0	3	3	3	2	0	1	0	0	20
13	Courtney Brown Jr.	f	3-6	2-3	0-0	0	6	6	3	8	0	1	0	1	30
03	Te'Jon Lucas	g	8-22	2-7	2-2	1	6	7	2	20	4	1	0	1	33
04	DeAndre Gholston	g	3-8	1-5	3-3	0	2	2	3	10	2	1	0	0	25
24	Josh Thomas	g	2-4	1-2	0-0	0	3	3	1	5	1	0	1	0	27
00	Donovan Newby	g	2-4	1-2	3-4	0	0	0	1	8	1	1	0	2	23
01	Devon Hancock	g	1-4	1-3	0-0	0	1	1	0	3	0	0	0	0	13
10	Kaleim Taylor	g	1-3	0-1	0-0	0	1	1	0	2	0	0	0	0	7
12	Amir Allen	g	5-5	0-0	0-0	2	2	4	3	10	0	3	0	0	22
	Team					3	1	4			1				
	Totals		26-61	8-24	8-9	6	25	31	16	68	8	9	1	4	200

FG % 1st Half: 13-29 44.8% 2nd half: 13-32 40.6% Game: 26-61 42.6% Deadball Rebounds 1,1
 3FG % 1st Half: 5-11 45.5% 2nd half: 3-13 23.1% Game: 8-24 33.3%
 FT % 1st Half: 3-3 100.0 2nd half: 5-6 83.3% Game: 8-9 88.9%

IUPUI 73 • 4-6,3-6 Horizon

#	Player	Total		3-Ptr		Rebounds			PF	TP	A	TO	Blk	Stl	Min
		FG-FGA	FG-FGA	FT-FTA	Off	Def	Tot								
32	GOSS, Elyjah	f	4-7	0-0	5-8	6	9	15	3	13	0	1	3	1	36
00	MINNETT, Jaylen	g	6-18	2-9	0-0	0	1	1	4	14	4	3	1	0	35
05	McCLURE, Nathan	g	1-3	1-3	0-0	4	2	6	2	3	2				